

# KATA-KATA ALUAN KETUA PENGARAH KEBAJIKAN MASYARAKAT



Assalamualaikum w. b. t. dan Salam Sejahtera.

Alhamdulillah, syukur ke hadrat Allah S.W.T atas keizinanNya, Buku Laporan Statistik Jabatan Kebajikan Masyarakat (JKM) 2016 berjaya diterbitkan.

Buku ini merupakan himpunan data-data yang komprehensif dan terkini bagi tahun 2016 berkaitan perkhidmatan JKM. Penerbitan ini merupakan salah satu sumber rujukan kepada semua pihak dalam memenuhi keperluan agensi Kerajaan, swasta, ahli akademik dan individu untuk tujuan penyelidikan,

perancangan, penggubalan dan pelaksanaan dasar. Penerbitan buku ini juga adalah seiring dengan keperluan statistik oleh komuniti pengguna yang sentiasa menuntut penjaanaan maklumat yang berintegriti, bertepatan dengan dunia semasa dan relevan.

Buku Laporan Statistik ini terbahagi kepada tiga (3) bahagian iaitu Bahagian A: Maklumat Asas, Bahagian B: Perkhidmatan Luar dan Bahagian C: Perkhidmatan Institusi. Data daripada ketiga-tiga Bahagian ini merupakan input penting kepada pembangunan dan perancangan sosial negara serta membantu dalam pencapaian pelaksanaan Rancangan Malaysia Ke-11 yang bertemakan Pertumbuhan Berpaksikan Rakyat di bawah Teras Strategik Pertama iaitu Memperkukuh Inklusiviti Kumpulan Sasar ke Arah Masyarakat yang Saksama.

Seiring dengan perkembangan Teknologi Maklumat dan Komunikasi (ICT) masa kini, buku ini boleh diakses dan dimuat turun melalui portal Jabatan di alamat [www.jkm.gov.my](http://www.jkm.gov.my). Diharapkan penerbitan Buku Laporan Statistik JKM 2016 ini dapat dijadikan sebagai repositori ilmu dan memberi manfaat kepada semua lapisan masyarakat.

Akhir kata, saya merakamkan setinggi-tinggi penghargaan kepada semua pihak yang menyumbang secara langsung dan tidak langsung dalam penyediaan penerbitan ini. Sebarang maklum balas dan cadangan bagi menambah baik penerbitan ini pada masa akan datang amat dihargai.

Sekian, terima kasih.

**“BERKAT BERJASA”**

**DATO’ HJ. ZULKIPLI BIN RAMLI**

**#standingtogether**

# FOREWORD OF DIRECTOR GENERAL OF SOCIAL WELFARE



*Assalamualaikum w.b.t and Salam Sejahtera.*

*Alhamdulillah, praise be to Allah S.W.T for His blessings, the Department of Social Welfare (DSW) Statistics Report 2016 is finally published.*

*This book is a compilation of comprehensive and up to date data for the year 2016 for services under the Department of Social Welfare. This publication is a useful source of reference for all parties to meet the needs of government agencies, private sector, academicians and individuals for purposes of research, planning, formulation and*

*implementation of policies. The publication of this book was in line with the needs of statistical user community which demands for the world's current, relevant and of integrity information.*

*The Statistics Report is divided into three (3) parts, namely Part A: Basic Information, Part B: External Services and Part C: Institutional Services. Data from the three parts are a vital input for development and national social planning and to assist in achieving the implementation of the 11th Malaysia Plan based on the theme Anchoring Growth on People under the first Strategic Thrust that is Enhancing Inclusiveness Towards an Equitable Society.*

*With an expansion and development of Information and Communication Technology (ICT), this statistical report can be accessed and downloaded through the Department's website at [www.jkm.gov.my](http://www.jkm.gov.my). It is hoped that the DSW Statistics Report 2016 can serve as a repository of knowledge and beneficial to all level of society.*

*Lastly, I would like to gratefully acknowledged the co-operation rendered by all parties who have contributed directly and indirectly in preparing this publication. Every feedback and suggestions towards improving this publication in future is highly appreciated.*

*Thank you.*

***“BLESSINGS OF GOOD DEEDS”***

**DATO' HJ. ZULKIPLY BIN RAMLI**

***#standingtogether***

# ISI KANDUNGAN / CONTENTS

KATA ALUAN / FOREWORD	1
ISI KANDUNGAN / CONTENTS	3
SIMBOL DAN SINGKATAN / SYMBOLS AND ABBREVIATION	16

## SENARAI CARTA / CHART LIST

CARTA 1	: JUMLAH PENDUDUK MENGIKUT KUMPULAN UMUR BAGI TAHUN 2000, 2010 DAN 2016	18
<i>Chart 1</i>	: <i>Chart 1: Population by Age Group for Year 2000, 2010 &amp; 2016</i>	
CARTA 2	: JUMLAH PENDUDUK MENGIKUT JANTINA DAN NEGERI BAGI TAHUN, 2016	19
<i>Chart 2</i>	: <i>Chart 1: Population by Sex and State, 2016</i>	
CARTA 3	: PENERIMA BANTUAN KEWANGAN, 2014 – 2016	20
<i>Chart 3</i>	: <i>Recipients of Financial Assistance, 2014 - 2016</i>	
CARTA 4	: JUMLAH RM ('000) BANTUAN KEWANGAN, 2014 - 2016	21
<i>Chart 4</i>	: <i>Total (RM'000) of Financial Assistance, 2014 - 2016</i>	
CARTA 5	: PENERIMA BANTUAN KEWANGAN MENGIKUT NEGERI, 2016	22
<i>Chart 5</i>	: <i>Recipients of Financial Assistance by State, 2016</i>	
CARTA 6	: PENERIMA BANTUAN KEWANGAN MENGIKUT NEGERI, 2014 - 2016	23
<i>Chart 6</i>	: <i>Recipients of Financial Assistance by State, 2014 - 2016</i>	
CARTA 7	: KANAK-KANAK YANG MEMERLUKAN PERLINDUNGAN DAN PEMULIHAN MENGIKUT JANTINA, 2014-2016	24
<i>Chart 7</i>	: <i>Children In Need of Protection and Rehabilitation by Sex, 2014 - 2016</i>	
CARTA 8	: PERATUSAN KANAK-KANAK YANG MEMERLUKAN PERLINDUNGAN DAN PEMULIHAN MENGIKUT ETNIK, 2016	25
<i>Chart 8</i>	: <i>Percentage of Children In Need of Protection and Rehabilitation by Ethnic, 2016</i>	
CARTA 9	: KANAK-KANAK TERLIBAT DENGAN JENAYAH MENGIKUT JANTINA, 2014 - 2016	26
<i>Chart 9</i>	: <i>Children Involved In Crime by Sex, 2014 - 2016</i>	
CARTA 10	: PERATUSAN KANAK-KANAK TERLIBAT DENGAN JENAYAH MENGIKUT KUMPULAN ETNIK, 2016	27
<i>Chart 10</i>	: <i>Percentage of Children Involved In Crime by Ethnic Group, 2016</i>	
CARTA 11	: KANAK-KANAK YANG MEMERLUKAN PEMELIHARAAN DAN PERLINDUNGAN MENGIKUT JANTINA, 2014 - 2016	28
<i>Chart 11</i>	: <i>Children In Need of Care and Protection by Sex, 2014 - 2016</i>	

CARTA 12	: PERATURAN KANAK-KANAK YANG MEMERLUKAN PEMELIHARAAN DAN PERLINDUNGAN MENGIKUT ETNIK, 2016	29
Chart 12	: <i>Percentage of Children In Need of Care and Protection by Ethnic Group, 2016</i>	
CARTA 13	: PERATURAN KANAK-KANAK TIDAK TERKAWAL MENGIKUT KUMPULAN ETNIK, 2016	30
Chart 13	: <i>Percentage of Children Beyond Control by Ethnic Group, 2016</i>	
CARTA 14	: BILANGAN KES PESALAH MUDA MENGIKUT NEGERI, 2016	31
Chart 14	: <i>Cases of Youth Offenders by State, 2016</i>	
CARTA 15	: BILANGAN KES KEGANASAN RUMAHTANGGA MENGIKUT JANTINA, 2014 – 2016	32
Chart 15	: <i>Cases of Domestic Violence by Sex, 2014 - 2016</i>	
CARTA 16	: BILANGAN KES ORANG PAPA MENGIKUT JANTINA DAN KATEGORI, 2016	33
Chart 16	: <i>Cases of Destitute Persons by Sex and Category, 2016</i>	
CARTA 17	: BILANGAN KES ORANG PAPA MENGIKUT KUMPULAN ETNIK, 2016	34
Chart 17	: <i>Cases of Destitute Persons by Ethnic Group, 2016</i>	
CARTA 18	: PENDAFTARAN ORANG KURANG UPAYA (OKU), 2014 - 2016	35
Chart 18	: <i>Registration of Persons With Disabilities (PWD's), 2014-2016</i>	
CARTA 19	: PERATURAN OKU MENGIKUT JENIS KECACATAN, 2016	36
Chart 19	: <i>Percentage of PWD's by Category of Disabilities, 2016</i>	
CARTA 20	: PERATURAN PENGHUNI/PELATIH DI INSTITUSI JKM MENGIKUT ETNIK, 2016	37
Chart 20	: <i>Percentage of Inmates/Trainees at Institution by Ethnic Group, 2016</i>	
CARTA 21	: PERATURAN BILANGAN PENGHUNI/PELATIH DI INSTITUSI JKM MENGIKUT JANTINA, 2016	38
Chart 21	: <i>Percentage of Inmates/Trainees at Institution by Sex, 2016</i>	

## **BAHAGIAN A : MAKLUMAT ASAS / SECTION A BASIC INFORMATION**

### **1. PENDUDUK / POPULATION**

JADUAL 1.1	: PENDUDUK MENGIKUT NEGERI DAN JANTINA, MALAYSIA	42
Table 1.1	: <i>Population by State and Sex, Malaysia</i>	
JADUAL 1.2	: PENDUDUK MENGIKUT KUMPULAN UMUR DAN JANTINA, MALAYSIA	43
Table 1.2	: <i>Population by Age Group and Sex, Malaysia</i>	
JADUAL 1.3	: PENDUDUK MENGIKUT KUMPULAN UMUR DAN JANTINA, MALAYSIA	44
Table 1.3	: <i>Population by Age Group and Sex, Malaysia</i>	

## **BAHAGIAN B : PERKHIDMATAN LUAR / FIELD SERVICES**

### **1. PERKHIDMATAN BANTUAN KEWANGAN / FINANCIAL ASSISTANCE SERVICES**

JADUAL 1.1	: BANTUAN KEWANGAN MENGIKUT NEGERI, 2014 - 2016	48
Table 1.1	: <i>Financial Assistance by State, 2014 - 2016</i>	
JADUAL 1.2	: BANTUAN KEWANGAN MENGIKUT SKIM, 2014 - 2016	49
Table 1.2	: <i>Financial Assistance by Scheme, 2014 - 2016</i>	
JADUAL 1.3	: BANTUAN KEWANGAN MENGIKUT ETNIK, 2014 - 2016	50
Table 1.3	: <i>Financial Assistance by Ethnic, 2014 - 2016</i>	
1.1 :	BANTUAN KANAK-KANAK (BKK) / <i>Financial Assistance for Children</i>	
JADUAL 1.1 (a)	: BANTUAN KANAK-KANAK MENGIKUT NEGERI, 2014 - 2016	52
Table 1.1 (a)	: <i>Financial Assistance for Children by State, 2014 - 2016</i>	
JADUAL 1.1 (b)	: BANTUAN KANAK-KANAK MENGIKUT KUMPULAN ETNIK, 2014 - 2016	53
Table 1.1 (b)	: <i>Financial Assistance for Children by Ethnic, 2014 - 2016</i>	
1.2	BANTUAN ORANG TUA (BOT) / <i>Financial Assistance for Elderly</i>	
JADUAL 1.2 (a)	: BANTUAN ORANG TUA MENGIKUT NEGERI, 2014 - 2016	56
Table 1.2 (a)	: <i>Financial Assistance for Elderly by State, 2014-2016</i>	
JADUAL 1.2 (b)	: BANTUAN ORANG TUA MENGIKUT KUMPULAN ETNIK, 2014 - 2016	57
Table 1.2 (b)	: <i>Financial Assistance for Elderly by Ethnic Group, 2014-2016</i>	
1.3.	BANTUAN ANAK PELIHARA (BAP) / <i>Financial Assistance for Foster Children</i>	
JADUAL 1.3 (a)	: BANTUAN ANAK PELIHARA MENGIKUT NEGERI, 2014 - 2016	60
Table 1.3 (a)	: <i>Financial Assistance for Foster Children by State, 2014 - 2016</i>	
JADUAL 1.3 (b)	: BANTUAN ANAK PELIHARA MENGIKUT KUMPULAN ETNIK, 2014 - 2016	61
Table 1.3 (b)	: <i>Financial Assistance for Foster Children by Ethnic, 2014 - 2016</i>	
1.4.	ELAUN PEKERJA CACAT (EPC) / <i>Allowance for Disabled Workers</i>	
JADUAL 1.4 (a)	: ELAUN PEKERJA CACAT MENGIKUT NEGERI, 2014 - 2016	64
Table 1.4 (a)	: <i>Allowance for Disabled Workers by State, 2014 - 2016</i>	
JADUAL 1.4 (b)	: ELAUN PEKERJA CACAT MENGIKUT KUMPULAN ETNIK, 2014 - 2016	65
Table 1.4 (b)	: <i>Allowance for Disabled Workers by Ethnic Group, 2014 - 2016</i>	

1.5.	BANTUAN AM (BA) / <i>Financial Assistance</i>	
	JADUAL 1.5 (a) : BANTUAN AM MENGIKUT NEGERI, 2014 - 2016	68
	<i>Table 1.5 (a) : Financial Assistance by State, 2014-2016</i>	
	JADUAL 1.5 (b) : BANTUAN AM MENGIKUT KUMPULAN ETNIK, 2014 - 2016	69
	<i>Table 1.5 (b) : Financial Assistance by Ethnic Group, 2014-2016</i>	
	JADUAL 1.5 (c) : BANTUAN AM MENGIKUT KATEGORI PENERIMA, 2014 - 2016	70
	<i>Table 1.5 (c) : Financial Assistance by Category of Recipients, 2014-2016</i>	
1.6.	GERAN PELANCARAN (GP) / <i>Launching Grants</i>	
	JADUAL 1.6 (a) : GERAN PELANCARAN MENGIKUT NEGERI, 2014 - 2016	72
	<i>Table 1.6 (a) : Launching Grants by State, 2014 - 2016</i>	
	JADUAL 1.6 (b) : GERAN PELANCARAN MENGIKUT KUMPULAN ETNIK, 2014 - 2016	73
	<i>Table 1.6 (b) : Launching Grants by Ethnic Group, 2014 - 2016</i>	
	JADUAL 1.6 (c) : GERAN PELANCARAN MENGIKUT KATEGORI PENERIMA, 2009 - 2012	74
	<i>Table 1.6 (c) : Launching Grants by Category of Recipients, 2014 - 2016</i>	
1.7.	BANTUAN ALAT TIRUAN / SOKONGAN (AT) / <i>Financial Assistance of Artificial / Assistive Devices</i>	
	JADUAL 1.7 (a) : BANTUAN ALAT TIRUAN / SOKONGAN MENGIKUT NEGERI, 2014 - 2016	76
	<i>Table 1.7 (a) : Financial Assistance of Artificial / Assistive Devices by State, 2014 - 2016</i>	
	JADUAL 1.7 (b) : BANTUAN ALAT TIRUAN / SOKONGAN MENGIKUT KUMPULAN ETNIK, 2014 - 2016	77
	<i>Table 1.7 (b) : Financial Assistance of Artificial / Assistive Devices by Ethnic Group, 2014 - 2016</i>	
	JADUAL 1.7 (c) : BANTUAN ALAT TIRUAN / SOKONGAN MENGIKUT JENIS ALAT TIRUAN, 2014 - 2016	78
	<i>Table 1.7 (c) : Financial Assistance of Artificial / Assistive Devices by Type of Artificial Limbs, 2014 - 2016</i>	
1.8.	ELAUN PERANTIS / <i>Apperantices Allowances</i>	
	JADUAL 1.8 (a) : ELAUN PERANTIS MENGIKUT NEGERI, 2014 - 2016	80
	<i>Table 1.8 (a) : Apperantices Allowance by State, 2014 - 2016</i>	
	JADUAL 1.8 (b) : ELAUN PERANTIS MENGIKUT KUMPULAN ETNIK, 2014 - 2016	81
	<i>Table 1.8 (b) : Apperantices Allowance by Ethnic Group, 2014 - 2016</i>	
1.9.	BANTUAN PENJAGAAN OKU TERLANTAR/PESAKIT KRONIK TERLANTAR (BPT) / <i>Financial Assistance for Carer of The Bed-Ridden PWD's/Chronically Ill Patients</i>	
	JADUAL 1.9 (a) : BANTUAN PENJAGAAN OKU TERLANTAR/PESAKIT KRONIK TERLANTAR MENGIKUT NEGERI, 2014-2016	84
	<i>Table 1.9 (a) : Financial Assistance for Carer of the Bed-Ridden PWD's/Chronically Ill Patients by State, 2014-2016</i>	
	JADUAL 1.9 (b) : BANTUAN PENJAGAAN OKU TERLANTAR/PESAKIT KRONIK TERLANTAR MENGIKUT KUMPULAN ETNIK, 2014-2016	85
	<i>Table 1.9 (b) : Financial Assistance for Carer of the Bed-Ridden PWD's/ Chronically Ill Patients by Ethnic Group, 2014-2016</i>	

1.10. BANTUAN OKU TIDAK BERUPAYA BEKERJA (BTB) / <i>Financial Assistance for PWD's Incapable of Work</i>	
JADUAL 1.10 (a): BANTUAN OKU TIDAK BERUPAYA BEKERJA (BTB) MENGIKUT NEGERI, 2014 - 2016	88
<i>Table 1.10 (a) : Financial Assistance for PWD's Incapable of Work by State, 2014 - 2016</i>	
JADUAL 1.10 (b): BANTUAN OKU TIDAK BERUPAYA BEKERJA (BTB) MENGIKUT KUMPULAN ETNIK, 2014 - 2016	89
<i>Table 1.10 (b) : Financial Assistance for PWD's Incapable of Work by Ethnic Group, 2014 - 2016</i>	
<b>2. KANAK-KANAK YANG MEMERLUKAN PERLINDUNGAN DAN PEMULIHAN / CHILDREN IN NEED OF PROTECTION AND REHABILITATION</b>	
JADUAL 2.1 : KANAK-KANAK YANG MEMERLUKAN PERLINDUNGAN DAN PEMULIHAN MENGIKUT NEGERI DAN JANTINA, 2016	92
<i>Table 2.1 : Children In Need of Protection and Rehabilitation by State and Sex, 2016</i>	
JADUAL 2.2 : KANAK-KANAK YANG MEMERLUKAN PERLINDUNGAN DAN PEMULIHAN MENGIKUT KUMPULAN ETNIK DAN JANTINA, 2016	93
<i>Table 2.2 : Children In Need of Protection and Rehabilitation by Ethnic Group and Sex, 2016</i>	
JADUAL 2.3 : KANAK-KANAK YANG MEMERLUKAN PERLINDUNGAN DAN PEMULIHAN MENGIKUT JENIS KES DAN JANTINA, 2016	94
<i>Table 2.3 : Children In Need of Protection and Rehabilitation by Type of Cases and Sex, 2016</i>	
<b>3. KANAK-KANAK TERLIBAT DENGAN JENAYAH / CHILDREN INVOLVED IN CRIME</b>	
JADUAL 3.1 : KANAK-KANAK TERLIBAT DENGAN JENAYAH MENGIKUT NEGERI DAN JANTINA, 2016	96
<i>Table 3.1 : Children Involved In Crime by State and Sex, 2016</i>	
JADUAL 3.2 : KANAK-KANAK TERLIBAT DENGAN JENAYAH MENGIKUT KUMPULAN ETNIK DAN JANTINA, 2016	96
<i>Table 3.2 : Children Involved In Crime by Ethnic Group and Sex, 2016</i>	
JADUAL 3.3 : KANAK-KANAK TERLIBAT DENGAN JENAYAH MENGIKUT JENIS KESALAHAN DAN JANTINA, 2016	97
<i>Table 3.3 : Children Involved In Crime by Type of Crimes and Sex, 2016</i>	
JADUAL 3.4 : KANAK-KANAK TERLIBAT DENGAN JENAYAH MENGIKUT JENIS KESALAHAN, KUMPULAN ETNIK DAN JANTINA, 2016	98
<i>Table 3.4 : Children Involved In Crime by Type of Crimes, Ethnic Group and Sex, 2016</i>	
JADUAL 3.5 : KANAK-KANAK TERLIBAT DENGAN JENAYAH MENGIKUT JENIS KESALAHAN, KUMPULAN UMUR DAN JANTINA, 2016	99
<i>Table 3.5 : Children Involved In Crime by Type of Crimes, Age Group and Sex, 2016</i>	
JADUAL 3.6 : KANAK-KANAK TERLIBAT DENGAN JENAYAH MENGIKUT PERINGKAT MAHKAMAH, KUMPULAN ETNIK DAN JANTINA, 2016	100
<i>Table 3.6 : Children Involved In Crime by Categories of Court, Ethnic Group and Sex, 2016</i>	
JADUAL 3.7 : KANAK-KANAK TERLIBAT DENGAN JENAYAH MENGIKUT PENJAGA, 2016	101
<i>Table 3.7 : Children Involved In Crime by Type of Carers, 2016</i>	
JADUAL 3.8 : KANAK-KANAK TERLIBAT DENGAN JENAYAH MENGIKUT JENIS KEDIAMAN, 2016	101
<i>Table 3.8 : Children Involved In Crime by Type of Residences, 2016</i>	

#### **4. KANAK-KANAK YANG MEMERLUKAN PEMELIHARAAN DAN PERLINDUNGAN / CHILDREN IN NEED OF CARE AND PROTECTION**

JADUAL 4.1	: KANAK-KANAK MEMERLUKAN PEMELIHARAAN DAN PERLINDUNGAN MENGIKUT PERUJUK, 2016	104
Table 4.1	: <i>Children In Need of Care and Protection by Referral, 2016</i>	
JADUAL 4.2	: KANAK-KANAK MEMERLUKAN PEMELIHARAAN DAN PERLINDUNGAN MENGIKUT NEGERI DAN JANTINA, 2016	105
Table 4.2	: <i>Children In Need of Care and Protection by State and Sex, 2016</i>	
JADUAL 4.3	: KANAK-KANAK MEMERLUKAN PEMELIHARAAN DAN PERLINDUNGAN MENGIKUT MENGIKUT ETNIK, JANTINA DAN JENIS KES, 2016	106
Table 4.3	: <i>Children In Need of Care and Protection by Ethnic Group, Sex and Type of Cases, 2016</i>	
JADUAL 4.4	: KANAK-KANAK YANG MEMERLUKAN PEMELIHARAAN DAN PERLINDUNGAN MENGIKUT KUMPULAN ETNIK DAN JANTINA, 2016	107
Table 4.4	: <i>Children In Need of Care and Protection by Ethnic Groups and Sex, 2016</i>	
JADUAL 4.5	: KANAK-KANAK YANG MEMERLUKAN PEMELIHARAAN DAN PERLINDUNGAN MENGIKUT PELAKU, 2016	108
Table 4.5	: <i>Children In Need of Care and Protection Data by Perpetrator, 2016</i>	
JADUAL 4.6	: KANAK-KANAK YANG MEMERLUKAN PEMELIHARAAN DAN PERLINDUNGAN MENGIKUT SEBAB PENGANIAYAAN, 2016	109
Table 4.6	: <i>Children In Need of Care and Protection by Cause of Abuse, 2016</i>	
JADUAL 4.7	: KANAK-KANAK YANG MEMERLUKAN PEMELIHARAAN DAN PERLINDUNGAN MENGIKUT JENIS PEKERJAAN PENJAGA, 2016	110
Table 4.7	: <i>Children In Need of Care and Protection by Type of Carer Occupations, 2016</i>	

#### **5. PENDAFTARAN PENGANGKATAN DAN PENGANGKATAN / REGISTRATION OF ADOPTION AND ADOPTION**

JADUAL 5.1	: PERMOHONAN PENDAFTARAN PENGANGKATAN MELALUI JABATAN PENDAFTRAAN NEGARA (JPN) DAN PERMOHONAN PENGANGKATAN MELALUI MAHKAMAH, 2016	112
Table 5.1	: <i>Application for Registration of Adoption through The National Registration Department of Malaysia and Application for Legal Adoption through The Courts, 2016</i>	

#### **6. KANAK-KANAK TIDAK TERKAWAL / CHILDREN BEYOND CONTROL**

JADUAL 6.1	: KANAK-KANAK TIDAK TERKAWAL MENGIKUT NEGERI DAN JANTINA, 2016	114
Table 6.1	: <i>Children Beyond Control by State and Sex, 2016</i>	
JADUAL 6.2	: KANAK-KANAK TIDAK TERKAWAL MENGIKUT KUMPULAN ETNIK DAN JANTINA, 2016	115
Table 6.2	: <i>Children Beyond Control by Ethnic Group and Sex, 2016</i>	



## 7. PERINTAH KHIDMAT MASYARAKAT (PKM) / COMMUNITY SERVICE ORDER (CSO)

JADUAL 7.1	: BILANGAN KES BARU PESALAH MUDA MENGIKUT NEGERI DAN JANTINA, 2016	118
Table 7.1	: <i>Cases of Youth Offenders by State and Sex, 2016</i>	
JADUAL 7.2	: BILANGAN KES BARU PESALAH MUDA MENGIKUT KUMPULAN ETNIK DAN JANTINA, 2016	119
Table 7.2	: <i>Cases of Youth Offenders by Ethnic Group and Sex, 2016</i>	
JADUAL 7.3	: BILANGAN KES BARU PESALAH MUDA MENGIKUT JENIS KESALAHAN, KUMPULAN ETNIK DAN JANTINA, 2016	120
Table 7.3	: <i>Cases of Youth Offenders by Type of Offences, Ethnic Group and Sex, 2016</i>	
JADUAL 7.4	: BILANGAN KES BARU PESALAH MUDA MENGIKUT JENIS KESALAHAN, UMUR (18-21), KUMPULAN ETNIK DAN JANTINA, 2016	121
Table 7.4	: <i>Cases of Youth Offenders by Type of Offences, Age Group (18-21) and Sex, 2016</i>	
JADUAL 7.5	: BILANGAN KES BARU PESALAH MUDA MENGIKUT JENIS KESALAHAN, UMUR (21 TAHUN KE ATAS), KUMPULAN ETNIK DAN JANTINA, 2016	122
Table 7.5	: <i>Cases of Youth Offenders by Type of Offences, Age Group (21 and above) and Sex, 2016</i>	
JADUAL 7.6	: BILANGAN KES PESALAH MUDA MENGIKUT PERINGKAT MAHKAMAH, KUMPULAN ETNIK DAN JANTINA, 2016	123
Table 7.6	: <i>Cases of Youth Offenders by Type of Court, Ethnic Group and Sex, 2016</i>	
JADUAL 7.7	: BILANGAN KES PESALAH MUDA BERDASARKAN JENIS HUKUMAN, KUMPULAN ETNIK DAN JANTINA, 2016	124
Table 7.7	: <i>Cases of Youth Offenders by Punitive, Ethnic Group and Sex, 2016</i>	
JADUAL 7.8	: BILANGAN KES PERINTAH KHIDMAT MASYARAKAT YANG MASIH DIKENDALI MENGIKUT NEGERI DAN JANTINA, 2016	125
Table 7.8	: <i>Cases of Community Service Order are Still Handled by State and Sex, 2016</i>	

## 8. KEGANASAN RUMAHTANGGA / DOMESTIC VIOLENCE

JADUAL 8.1	: BILANGAN KES KEGANASAN RUMAHTANGGA MENGIKUT NEGERI, 2016	128
Table 8.1	: <i>Cases of Domestic Violence by State and Sex, 2016</i>	
JADUAL 8.2	: KES KEGANASAN RUMAHTANGGA MENGIKUT KUMPULAN ETNIK, 2016	129
Table 8.2	: <i>Cases of Domestic Violence by Ethnic Group, 2016</i>	
JADUAL 8.3	: KES KEGANASAN RUMAHTANGGA MENGIKUT JENIS KEGANASAN, 2016	130
Table 8.3	: <i>Cases of Domestic Violence by Type of Violence, 2016</i>	
JADUAL 8.4	: KES KEGANASAN RUMAHTANGGA MENGIKUT JENIS TINDAKAN, KUMPULAN ETNIK DAN JANTINA, 2016	131
Table 8.4	: <i>Cases of Domestic Violence by Type of Action, Ethnic Group and Sex, 2016</i>	
JADUAL 8.5	: KES KEGANASAN RUMAHTANGGA MENGIKUT SEBAB-SEBAB BERLAKU DAN KUMPULAN ETNIK, 2016	132
Table 8.5	: <i>Cases of Domestic Violence by Causes and Ethnic Group, 2016</i>	
JADUAL 8.6	: KES BARU KEGANASAN RUMAHTANGGA MENGIKUT JENIS PEKERJAAN DAN KUMPULAN ETNIK MANGSA, 2016	133
Table 8.6	: <i>Cases of Domestic Violence by Type of Occupations and Ethnic Group, 2016</i>	

## 9. ORANG PAPA / DESTITUTE PERSONS

JADUAL 9.1	: BILANGAN KES ORANG PAPA MENGIKUT NEGERI DAN JANTINA, 2016	136
Table 9.1	: <i>Cases of Destitute Persons by State and Sex, 2016</i>	
JADUAL 9.2	: KES ORANG PAPA MENGIKUT KUMPULAN ETNIK DAN JANTINA, 2016	137
Table 9.2	: <i>Cases of Destitute Persons by Ethnic Group and Sex, 2016</i>	
JADUAL 9.3	: KES ORANG PAPA MENGIKUT KATEGORI DAN JANTINA, 2016	138
Table 9.3	: <i>Cases of Destitute Persons by Category and Sex, 2016</i>	
JADUAL 9.4	: KES ORANG PAPA MENGIKUT KUMPULAN UMUR, KUMPULAN ETNIK DAN JANTINA, 2016	139
Table 9.4	: <i>Cases of Destitute Persons by Age Group, Ethnic Group and Sex, 2016</i>	
JADUAL 9.5	: BILANGAN OPERASI MENGIKUT NEGERI, 2016	140
Table 9.5	: <i>Number of Operation by States, 2016</i>	

## 10. ORANG KURANG UPAYA (OKU) / PERSON WITH DISABILITIES (PWD's)

JADUAL 10.1	: PENDAFTARAN ORANG KURANG UPAYA MENGIKUT NEGERI, 2016	142
Table 10.1	: <i>Registration of Persons With Disabilities by State, 2016</i>	
JADUAL 10.2	: PENDAFTARAN ORANG KURANG UPAYA MENGIKUT KUMPULAN ETNIK, 2016	143
Table 10.2	: <i>Registration of Persons With Disabilities by Ethnic Group, 2016</i>	
JADUAL 10.3	: PENDAFTARAN OKU MENGIKUT KATEGORI KETIDAKUPAYAAN, 2016	144
Table 10.3	: <i>Registration of PWD's by Category of Disabilities, 2016</i>	
JADUAL 10.4	: PENDAFTARAN OKU MENGIKUT KUMPULAN UMUR DAN KATEGORI KETIDAKUPAYAAN, 2016	145
Table 10.4	: <i>Registration of PWD's by Category of Disabilities and Age Group, 2016</i>	
JADUAL 10.5	: BILANGAN OKU BARU BERDAFTAR MENGIKUT KATEGORI KETIDAKUPAYAAN, KUMPULAN ETNIK DAN NEGERI, 2016	146
Table 10.5	: <i>Number of New Registration of PWD's by Category of Disabilities, Ethnic Group and State, 2016</i>	

## 11. PUSAT PEMULIHAN DALAM KOMUNITI (PDK) / COMMUNITY BASED REHABILITATION CENTRE (CBR)

JADUAL 11.1	: BILANGAN PDK MENGIKUT NEGERI, PEKERJA DAN PELATIH, 2016	152
Table 11.1	: <i>Number of CBR by State, Workers and Trainees, 2016</i>	

## 12. PERKHIDMATAN KAUNSELING / COUNSELLING SERVICES

JADUAL 12.1	: BILANGAN DAFTAR KES BENGGEL INTERAKTIF YANG DIRUJUK MENGIKUT SEKSYEN, JANTINA DAN ETNIK, 2016	154
Table 12.1	: <i>Number of Cases Referred Interactive Workshop Register by Section, Sex and State, 2016</i>	
JADUAL 12.2	: BILANGAN KES BARU BENGGEL INTERAKTIF YANG DIRUJUK MENGIKUT JENIS KESALAHAN, JANTINA DAN ETNIK, 2016	155
Table 12.2	: <i>Number of New Cases Referred Interactive Workshop Register by Type of Offences, Sex and Ethnic, 2016</i>	
JADUAL 12.3	: PERKHIDMATAN KAUNSELING DAN PSIKOLOGI KOMUNITI MENGIKUT JENIS PERKHIDMATAN, BILANGAN KES DAN BILANGAN SESI, 2016	156
Table 12.3	: <i>Community Counselling and Psychology Services by Types of Services, Number of Cases and Sessions, 2016</i>	
JADUAL 12.4	: PERKHIDMATAN KAUNSELING DAN PSIKOLOGI ORGANISASI MENGIKUT JENIS PERKHIDMATAN, BILANGAN KES DAN BILANGAN SESI, 2016	157
Table 12.4	: <i>Organizational Counselling Services and Psychology Services by Types of Services, Number of Cases and Session, 2016</i>	

## 13. TAMAN ASUHAN KANAK-KANAK (TASKA) / CHILD CARE CENTRE

JADUAL 13.1	: BILANGAN TASKA BERDAFTAR, BILANGAN PENGASUH DAN BILANGAN KANAK-KANAK YANG BERDAFTAR MENGIKUT NEGERI, 2016	160
Table 13.1	: <i>Number of Registered Child Care Centre, Child Care Provider and Number of Children by State, 2016</i>	

## 14. PUSAT JAGAAN / CARE CENTRES

JADUAL 14.1	: BILANGAN PUSAT JAGAAN BERDAFTAR, BILANGAN PENJAGA DAN BILANGAN PENGHUNI MENGIKUT NEGERI DAN KATEGORI, 2016	162
Table 14.1	: <i>Number of Registered Care Centre, Number of Carer and Inmates by State and Category, 2016</i>	

## 15. GERAN KEPADA PERTUBUHAN SUKARELA KEBAJIKAN (PSK) / GRANT TO VOLUNTARY WELFARE ORGANISATIONS

JADUAL 15.1	: BILANGAN PERTUBUHAN SUKARELA KEBAJIKAN YANG MENERIMA GERAN BANTUAN MENGIKUT NEGERI, 2016	164
Table 15.1	: <i>Number of Grants to Voluntary Welfare Organisations by State, 2016</i>	
JADUAL 15.2	: BILANGAN PERTUBUHAN SUKARELA KEBAJIKAN YANG MENERIMA GERAN BANTUAN MENGIKUT KUMPULAN SASAR PERKHIDMATAN, 2016	165
Table 15.2	: <i>Number of Grants to Voluntary Welfare Organisations by Target Groups, 2016</i>	

## **BAHAGIAN C : PERKHIDMATAN INSTITUSI / INSTITUTIONAL SERVICES**

JADUAL 1	: BILANGAN PENGHUNI / PELATIH MENGIKUT INSTITUSI DAN JANTINA, 2016	168
<i>Table 1</i>	: <i>Number of Inmates / Trainees by Institution and Sex, 2016</i>	
JADUAL 2	: BILANGAN PENGHUNI / PELATIH MENGIKUT INSTITUSI DAN ETNIK, 2016	169
<i>Table 2</i>	: <i>Number of Inmates / Trainees by Institution and Ethnic, 2016</i>	

### **1. ASRAMA AKHLAK / PROBATION HOSTEL**

JADUAL 1.1	: BILANGAN PENGHUNI ASRAMA AKHLAK MENGIKUT INSTITUSI DAN JANTINA, 2016	172
<i>Table 1.1</i>	: <i>Number of Probation Hostel Inmates by Institution and Sex, 2016</i>	
JADUAL 1.2	: BILANGAN PENGHUNI ASRAMA AKHLAK MENGIKUT KUMPULAN ETNIK DAN JANTINA, 2016	173
<i>Table 1.2</i>	: <i>Number of Probation Hostel Inmates by Ethnic Group and Sex, 2016</i>	
JADUAL 1.3	: BILANGAN PENGHUNI ASRAMA AKHLAK MENGIKUT KUMPULAN UMUR DAN JANTINA, 2016	174
<i>Table 1.3</i>	: <i>Number of Probation Hostel Inmates by Age Group and Sex, 2016</i>	
JADUAL 1.4	: BILANGAN KEMASUKAN PENGHUNI ASRAMA AKHLAK MENGIKUT KUMPULAN UMUR DAN JANTINA, 2016	175
<i>Table 1.4</i>	: <i>Number of Admission of Probation Hostel Inmates by Age Group and Sex, 2016</i>	
JADUAL 1.5	: BILANGAN KELUARAN PENGHUNI ASRAMA AKHLAK MENGIKUT KUMPULAN UMUR DAN JANTINA, 2016	176
<i>Table 1.5</i>	: <i>Number of Release of Probation Hostel Inmates by Age Group and Sex, 2016</i>	

### **2. SEKOLAH TUNAS BAKTI (STB) / SEKOLAH TUNAS BAKTI (STB)**

JADUAL 2.1	: BILANGAN PENGHUNI STB MENGIKUT INSTITUSI DAN JANTINA, 2016	178
<i>Table 2.1</i>	: <i>Number of STB Inmates by Institution and Sex, 2016</i>	
JADUAL 2.2	: BILANGAN PENGHUNI STB MENGIKUT KUMPULAN ETNIK DAN JANTINA, 2016	179
<i>Table 2.2</i>	: <i>Number of STB Inmates by Ethnic Group and Sex, 2016</i>	
JADUAL 2.3	: BILANGAN KEMASUKAN PENGHUNI STB MENGIKUT KUMPULAN ETNIK DAN JANTINA, 2016	180
<i>Table 2.3</i>	: <i>Number of Admission of STB Inmates by Ethnic Group and Sex, 2016</i>	
JADUAL 2.4	: BILANGAN KELUARAN PENGHUNI STB MENGIKUT KUMPULAN ETNIK DAN JANTINA, 2016	181
<i>Table 2.4</i>	: <i>Number of Release of STB Inmates by Ethnic Group and Sex, 2016</i>	

### 3. TAMAN SERI PUTERI (TSP) / TAMAN SERI PUTERI (TSP)

JADUAL 3.1	: BILANGAN PENGHUNI TSP MENGIKUT INSTITUSI DAN JANTINA, 2016	184
Table 3.1	: <i>Number of TSP Inmates by Institution and Sex, 2016</i>	
JADUAL 3.2	: BILANGAN PENGHUNI TSP MENGIKUT KUMPULAN ETNIK DAN JANTINA, 2016	185
Table 3.2	: <i>Number of TSP Inmates by Ethnic Group and Sex, 2016</i>	
JADUAL 3.3	: BILANGAN KEMASUKAN PENGHUNI TSP MENGIKUT KUMPULAN ETNIK DAN JANTINA, 2016	185
Table 3.3	: <i>Number of Admission of TSP Inmates by Ethnic Group and Sex, 2016</i>	
JADUAL 3.4	: BILANGAN KELUARAN PENGHUNI TSP MENGIKUT KUMPULAN ETNIK DAN JANTINA, 2016	186
Table 3.4	: <i>Number of Release of TSP Inmates by Ethnic Group and Sex, 2016</i>	

### 4. TAMAN SINAR HARAPAN (TSH) / TAMAN SINAR HARAPAN (TSH)

JADUAL 4.1	: BILANGAN PENGHUNI TSH MENGIKUT INSTITUSI DAN JANTINA, 2016	188
Table 4.1	: <i>Number of TSH Inmates by Institution and Sex, 2016</i>	
JADUAL 4.2	: BILANGAN PENGHUNI TSH MENGIKUT KUMPULAN ETNIK DAN JANTINA, 2016	189
Table 4.2	: <i>Number of TSH Inmates by Ethnic Group and Sex, 2016</i>	
JADUAL 4.3	: BILANGAN KEMASUKAN PENGHUNI TSH MENGIKUT KUMPULAN ETNIK DAN JANTINA, 2016	190
Table 4.3	: <i>Number of Admission of TSH Inmates by Ethnic Group and Sex, 2016</i>	
JADUAL 4.4	: BILANGAN KELUARAN PENGHUNI TSH MENGIKUT KUMPULAN ETNIK DAN JANTINA, 2016	191
Table 4.4	: <i>Number of Release of TSH Inmates by Ethnic Group and Sex, 2016</i>	

### 5. PUSAT LATIHAN PERINDUSTRIAN DAN PEMULIHAN (PLPP) / INDUSTRIAL AND REHABILITATION TRAINING CENTRE

JADUAL 5.1	: BILANGAN PELATIH PLPP MENGIKUT JANTINA, 2016	194
Table 5.1	: <i>Number of PLPP Trainees by Sex, 2016</i>	
JADUAL 5.2	: BILANGAN PELATIH PLPP MENGIKUT KUMPULAN ETNIK DAN JANTINA, 2016	194
Table 5.2	: <i>Number of PLPP Trainees by Ethnic Group and Sex, 2016</i>	
JADUAL 5.3	: BILANGAN KEMASUKAN DAN TAMAT LATIHAN PELATIH PLPP MENGIKUT ETNIK JANTINA, 2016	194
Table 5.3	: <i>Number of Admission and Completed Training of PLPP Trainees by Ethnic Group and Sex, 2016</i>	

## 6. BENGKEL TERLINDUNG (BD) / SHELTER WORKSHOP

JADUAL 6.1	: BILANGAN PENGHUNI BENGKEL TERLINDUNG MENGIKUT INSTITUSI DAN JANTINA, 2016	196
Table 6.1	: <i>Number of Shelter Workshop Inmates by Institution and Sex, 2016</i>	
JADUAL 6.2	: BILANGAN PENGHUNI BENGKEL TERLINDUNG MENGIKUT KUMPULAN ETNIK DAN JANTINA, 2016	196
Table 6.2	: <i>Number of Shelter Workshop Inmates by Ethnic Group and Sex, 2016</i>	
JADUAL 6.3	: BILANGAN KEMASUKAN PENGHUNI BENGKEL TERLINDUNG MENGIKUT KUMPULAN ETNIK DAN JANTINA, 2016	197
Table 6.3	: <i>Number of Admission of Shelter Workshop Inmates by Ethnic Group and Sex, 2016</i>	
JADUAL 6.4	: BILANGAN KELUARAN PENGHUNI BENGKEL TERLINDUNG MENGIKUT KUMPULAN ETNIK DAN JANTINA, 2016	197
Table 6.4	: <i>Number of Release of Shelter Workshop Inmates by Ethnic Group and Sex, 2016</i>	

## 7. DESA BINA DIRI (DBD) / DESA BINA DIRI (DBD)

JADUAL 7.1	: BILANGAN PENGHUNI DESA BINA DIRI MENGIKUT INSTITUSI DAN JANTINA, 2016	200
Table 7.1	: <i>Number of DBD Inmates by Institution and Sex, 2016</i>	
JADUAL 7.2	: BILANGAN PENGHUNI DESA BINA DIRI MENGIKUT KUMPULAN ETNIK DAN JANTINA, 2016	200
Table 7.2	: <i>Number of DBD Inmates by Ethnic Group and Sex, 2014</i>	
JADUAL 7.3	: BILANGAN KEMASUKAN PENGHUNI DESA BINA DIRI MENGIKUT KUMPULAN ETNIK DAN JANTINA, 2016	201
Table 7.3	: <i>Number of Admission of DBD Inmates by Ethnic Group and Sex, 2014</i>	
JADUAL 7.4	: BILANGAN KELUARAN PENGHUNI DESA BINA DIRI MENGIKUT KUMPULAN ETNIK DAN JANTINA, 2016	202
Table 7.4	: <i>Number of Release of DBD Inmates by Ethnic Group and Sex, 2014</i>	

## 8. RUMAH KANAK-KANAK (RKK) / CHILDREN'S HOME

JADUAL 8.1	: BILANGAN PENGHUNI RKK MENGIKUT INSTITUSI DAN JANTINA, 2016	204
Table 8.1	: <i>Number of RKK Inmates by Institution and Sex, 2016</i>	
JADUAL 8.2	: BILANGAN PENGHUNI RKK MENGIKUT KUMPULAN ETNIK DAN JANTINA, 2016	205
Table 8.2	: <i>Number of RKK Inmates by Ethnic Group and Sex, 2016</i>	
JADUAL 8.3	: BILANGAN KEMASUKAN PENGHUNI RKK MENGIKUT KUMPULAN ETNIK DAN JANTINA, 2016	206
Table 8.3	: <i>Number of Admission of RKK Inmates by Ethnic Group and Sex, 2016</i>	
JADUAL 8.4	: BILANGAN KELUARAN PENGHUNI RKK MENGIKUT KUMPULAN ETNIK DAN JANTINA, 2016	207
Table 8.4	: <i>Number of Release of RKK Inmates by Ethnic Group and Sex, 2016</i>	

## **9. RUMAH SERI KENANGAN (RSK) / RUMAH SERI KENANGAN (RSK)**

JADUAL 9.1	: BILANGAN PENGHUNI RSK MENGIKUT INSTITUSI DAN JANTINA, 2016	210
Table 9.1	: <i>Number of RSK Inmates by Institution and Sex, 2016</i>	
JADUAL 9.2	: BILANGAN PENGHUNI RSK MENGIKUT KUMPULAN ETNIK DAN JANTINA, 2016	211
Table 9.2	: <i>Number of RSK Inmates by Ethnic Group and Sex, 2016</i>	
JADUAL 9.3	: BILANGAN KEMASUKAN PENGHUNI RSK MENGIKUT KUMPULAN ETNIK DAN JANTINA, 2016	212
Table 9.3	: <i>Number of Admission of RSK Inmates by Ethnic Group and Sex, 2016</i>	
JADUAL 9.4	: BILANGAN KELUARAN PENGHUNI RSK MENGIKUT KUMPULAN ETNIK DAN JANTINA, 2016	213
Table 9.3	: <i>Number of Release of RSK Inmates by Ethnic Group and Sex, 2016</i>	

## **10. RUMAH EHSAN (RE) / RUMAH EHSAN (RE)**

JADUAL 10.1	: BILANGAN PENGHUNI RUMAH EHSAN MENGIKUT INSTITUSI DAN JANTINA, 2016	216
Table 10.1	: <i>Number of RE Inmates by Institution and Sex, 2016</i>	
JADUAL 10.2	: BILANGAN PENGHUNI RUMAH EHSAN MENGIKUT KUMPULAN ETNIK DAN JANTINA, 2016	216
Table 10.2	: <i>Number of RE Inmates by Ethnic Group and Sex, 2016</i>	
JADUAL 10.3	: BILANGAN KEMASUKAN PENGHUNI RUMAH EHSAN MENGIKUT KUMPULAN ETNIK DAN JANTINA, 2016	217
Table 10.3	: <i>Number of Admission of RE Inmates by Ethnic Group and Sex, 2016</i>	
JADUAL 10.4	: BILANGAN KELUARAN PENGHUNI RUMAH EHSAN MENGIKUT KUMPULAN ETNIK DAN JANTINA, 2016	217
Table 10.4	: <i>Number of Release of RE Inmates by Ethnic Group and Sex, 2016</i>	

## SIMBOL DAN SINGKATAN / SYMBOLS AND ABBREVIATION

...	Tidak diperoleh / <i>Not available</i>	<b>I</b>	India / <i>Indian</i>
(a)	Semenanjung Malaysia / <i>Peninsular Malaysia</i>	<b>L</b>	Lelaki / <i>Male</i>
(b)	Semenanjung Malaysia dan Sabah / <i>Peninsular Malaysia and Sabah</i>	<b>M</b>	Melayu / <i>Malay</i>
(c)	Semenanjung Malaysia dan Sarawak / <i>Peninsular Malaysia and Sarawak</i>	<b>OKU</b>	Orang Kurang Upaya
<b>AA</b>	Asrama Akhlak / <i>Probation Hostel</i>	<b>P</b>	Perempuan / <i>Female</i>
<b>AT</b>	Alat Tiruan / Sokongan / <i>Artificial / Assistive Devices</i>	<b>PLPP</b>	Pusat Latihan Perindustrian Dan Pemulihan / <i>Industrial and Rehabilitation Training Centre</i>
<b>BA</b>	Bantuan Am / <i>Financial Assistance</i>	<b>PSb</b>	Peribumi Sabah / <i>Sabah Native</i>
<b>BAP</b>	Bantuan Anak Pelihara / <i>Financial Assistance for Foster Children</i>	<b>PSm</b>	Peribumi Semenanjung / <i>Peninsular Native</i>
<b>BD</b>	Bengkel Terlindung / <i>Shelter Workshop</i>	<b>PSw</b>	Peribumi Sarawak / <i>Sarawak Native</i>
<b>BKK</b>	Bantuan Kanak- Kanak / <i>Financial Assistance for Children</i>	<b>PWD's</b>	<i>Person with Disabilities</i>
<b>BOT</b>	Bantuan Orang Tua / <i>Financial Assistance for Elderly</i>	<b>RE</b>	Rumah Ehsan / <i>Rumah Ehsan</i>
<b>BPT</b>	Bantuan Penjagaan OKU Terlantar/ Pesakit Kronik Terlantar / <i>Financial Assistance for Carer of The Bed-Ridden and Chronically Ill Patients</i>	<b>RKK</b>	Rumah Kanak-Kanak / <i>Children's Home</i>
<b>BTB</b>	Bantuan OKU Tidak Berupaya Bekerja / <i>Financial Assistance for PWD's Incapable of Work</i>	<b>RM</b>	Ringgit Malaysia / <i>Ringgit Malaysia</i>
<b>C</b>	Cina / <i>Chinese</i>	<b>RSK</b>	Rumah Seri Kenangan / <i>Rumah Seri Kenangan</i>
<b>DBD</b>	Desa Bina Diri / <i>Desa Bina Diri</i>	<b>STB</b>	Sekolah Tunas Bakti / <i>Sekolah Tunas Bakti</i>
<b>EPC</b>	Elaun Pekerja Cacat / <i>Allowance for Disabled Workers</i>	<b>TSH</b>	Taman Sinar Harapan / <i>Taman Sinar Harapan</i>
<b>GP</b>	Geran Pelancaran / <i>Launching Grants</i>	<b>TSP</b>	Taman Seri Puteri / <i>Taman Seri Puteri</i>

### Nota :

- 1 Jumlah angka-angka komponen mungkin tidak bersamaan dengan angka jumlah kecil atau jumlah besar disebabkan pembundaran.  
*The sum of the components may not add up to the small total and grand total due to rounding.*
- 2 Nama agensi lain yang membekalkan data ditunjukkan di setiap jadual  
*Name of agencies who supply the data are shown in each table*

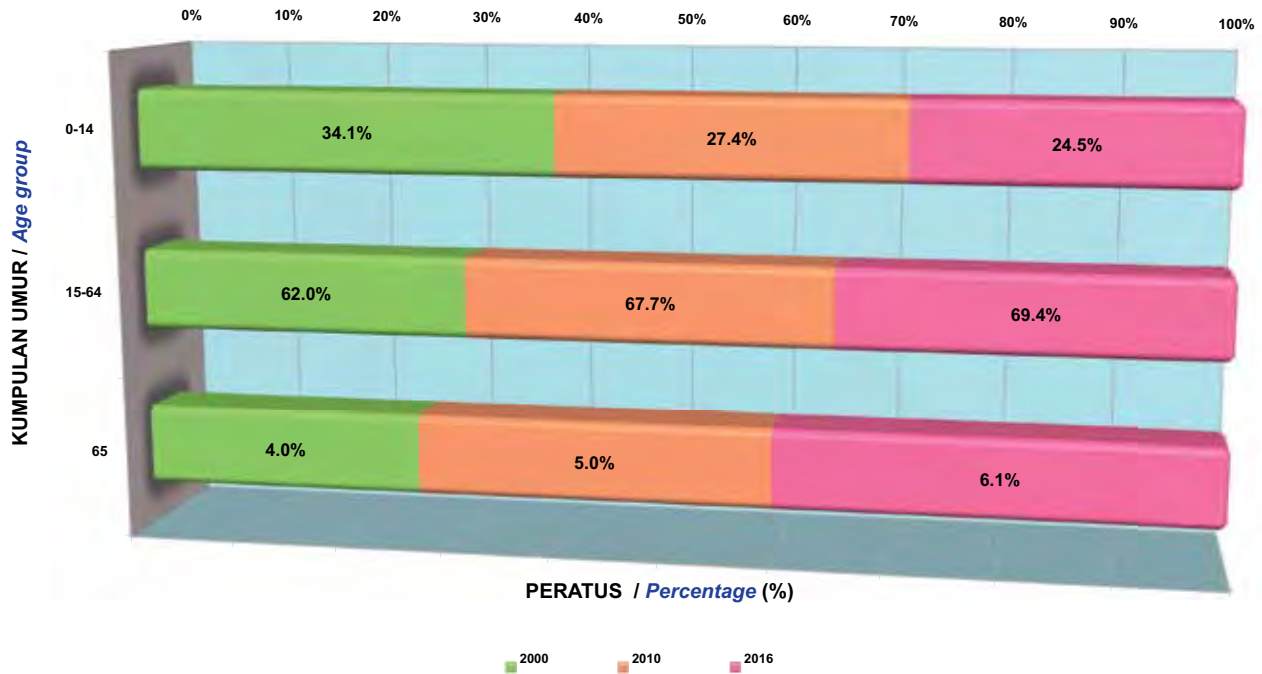




# **SENARAI CARTA**

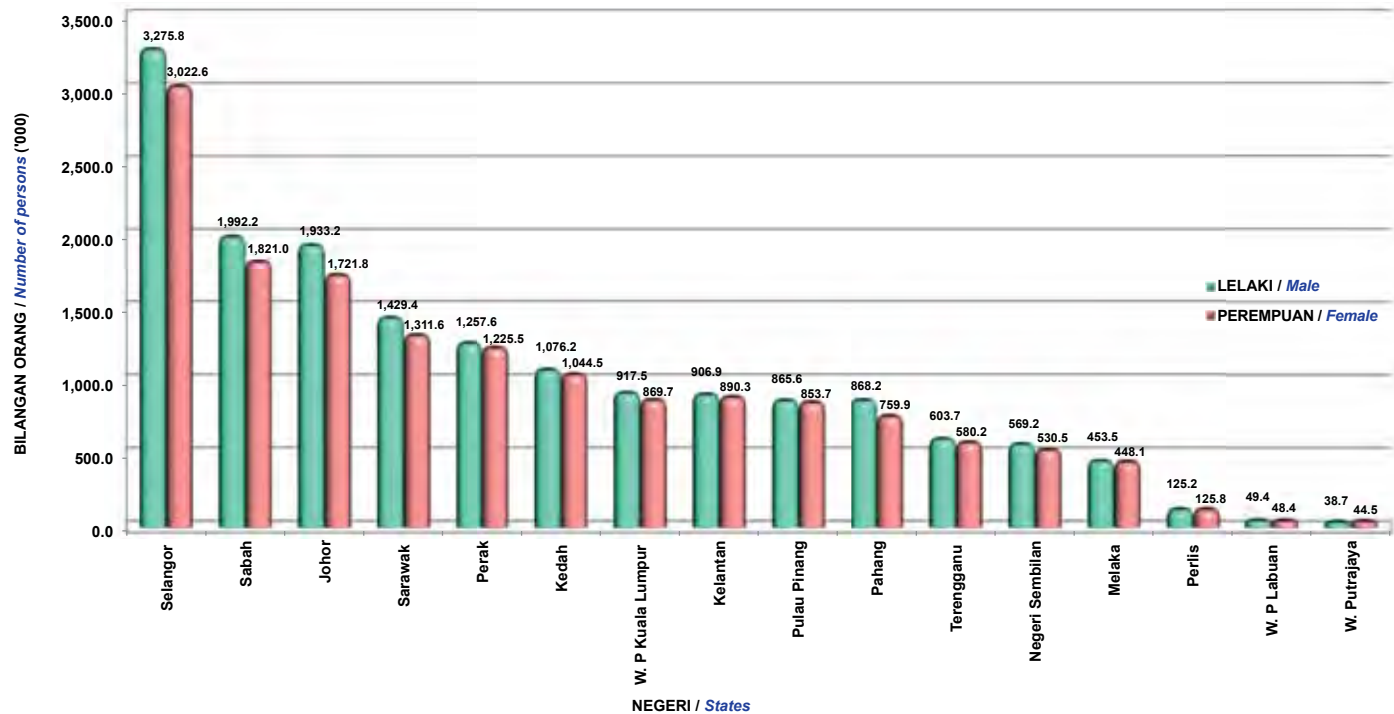
*Chart List*

CARTA 1 : JUMLAH PENDUDUK MENGIKUT KUMPULAN UMUR BAGI TAHUN 2000, 2010 & 2016  
*Chart 1: Population by Age Group for Year 2000, 2010 & 2016*

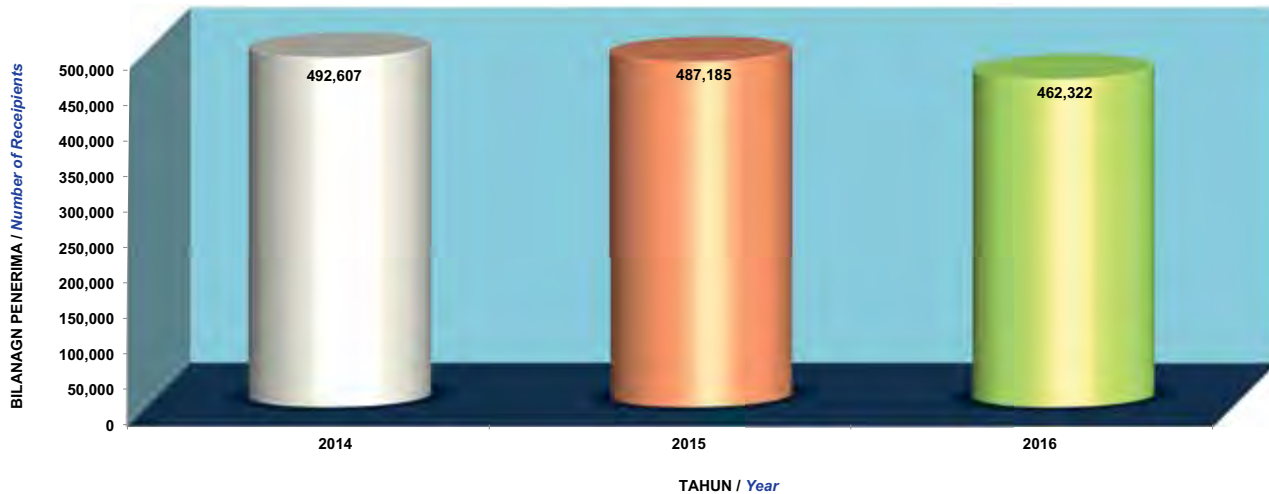


## CARTA 2 : JUMLAH PENDUDUK MENGIKUT JANTINA DAN NEGERI BAGI TAHUN 2016

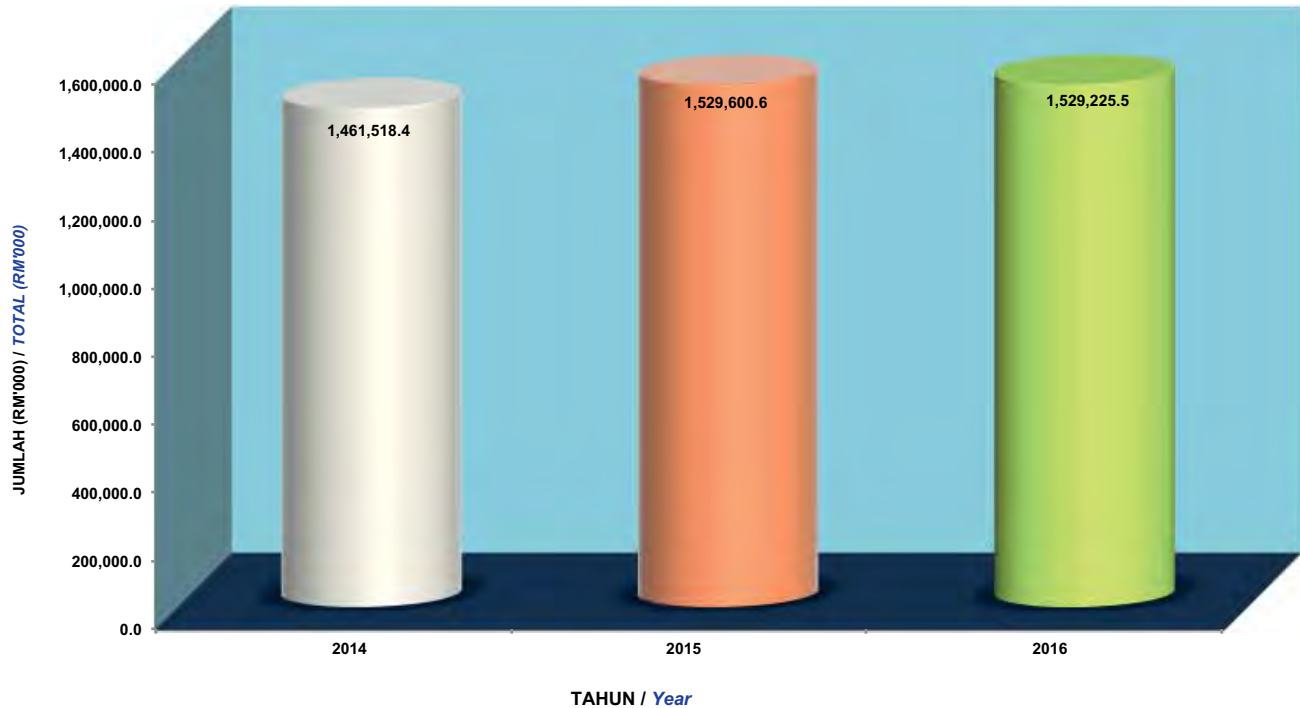
*Chart 1: Population by Sex and State, 2016*



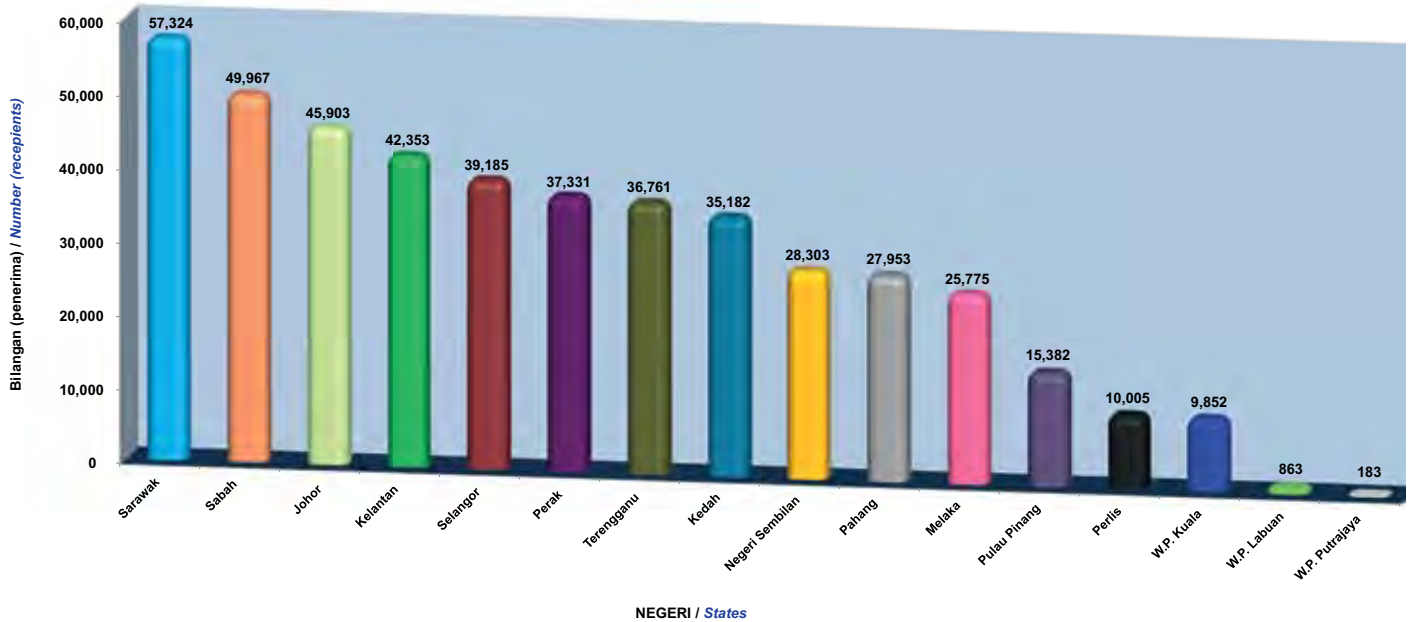
CARTA 3 : PENERIMA BANTUAN KEWANGAN, 2014 - 2016  
*Chart 3 : Recipients of Financial Assistance, 2014 - 2016*



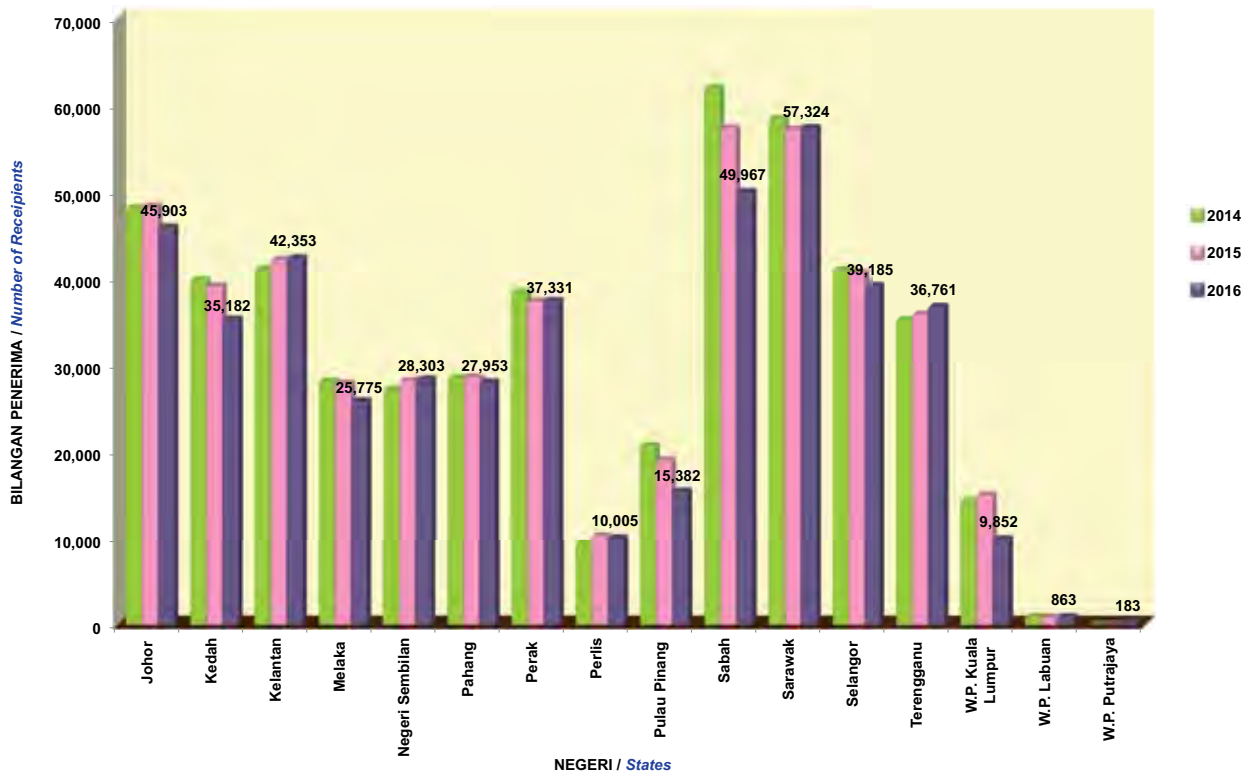
CARTA 4 : JUMLAH (RM'000) BANTUAN KEWANGAN, 2014 - 2016  
*Chart 4: Total (RM'000) of Financial Assistance, 2014 - 2016*



CARTA 5 : PENERIMA BANTUAN KEWANGAN MENGIKUT NEGERI, 2016  
*Chart 5 : Recipients of Financial Assistance by State, 2016*

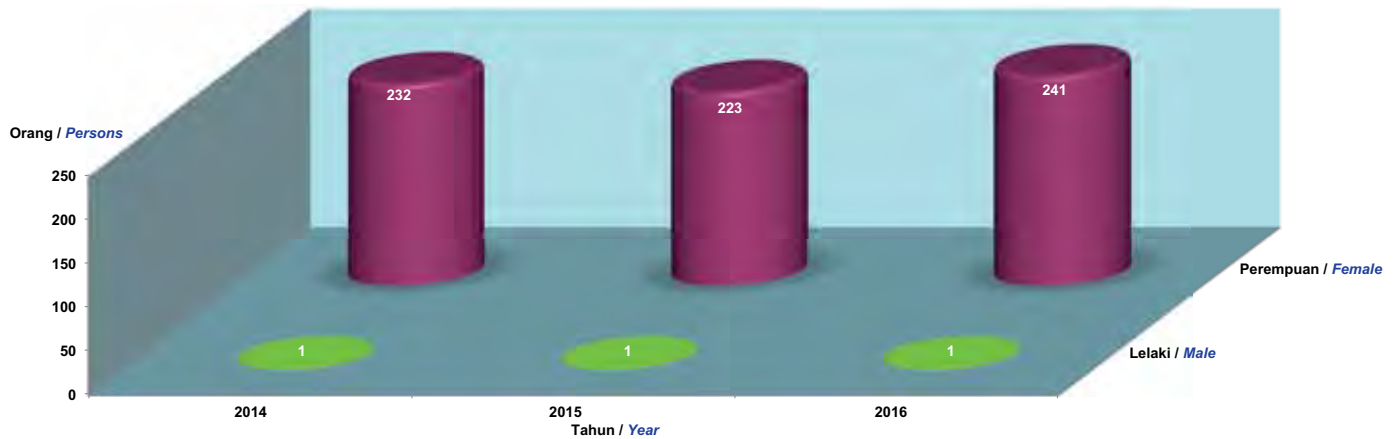


CARTA 6 : PENERIMA BANTUAN KEWANGAN MENGIKUT NEGERI, TAHUN 2014 - 2016  
 Chart 6 : Recipients of Financial Assistance by State, 2014 - 2016



CARTA 7 : KANAK-KANAK YANG MEMERLUKAN PERLINDUNGAN DAN PEMULIHAN MENGIKUT JANTINA,  
2014 - 2016

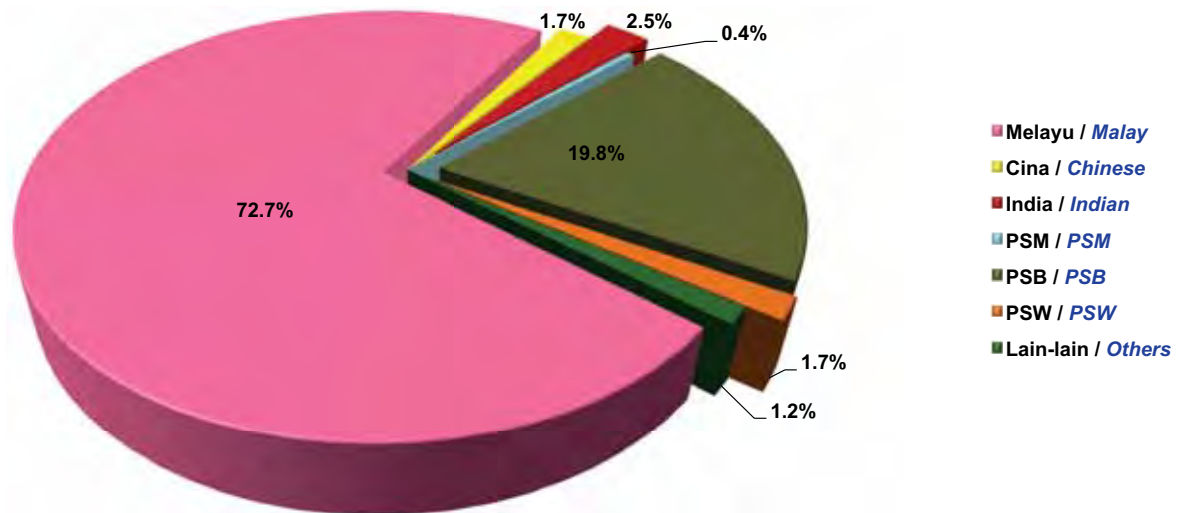
*Chart 7: Children In Need of Protection and Rehabilitation by Sex, 2014-2016*



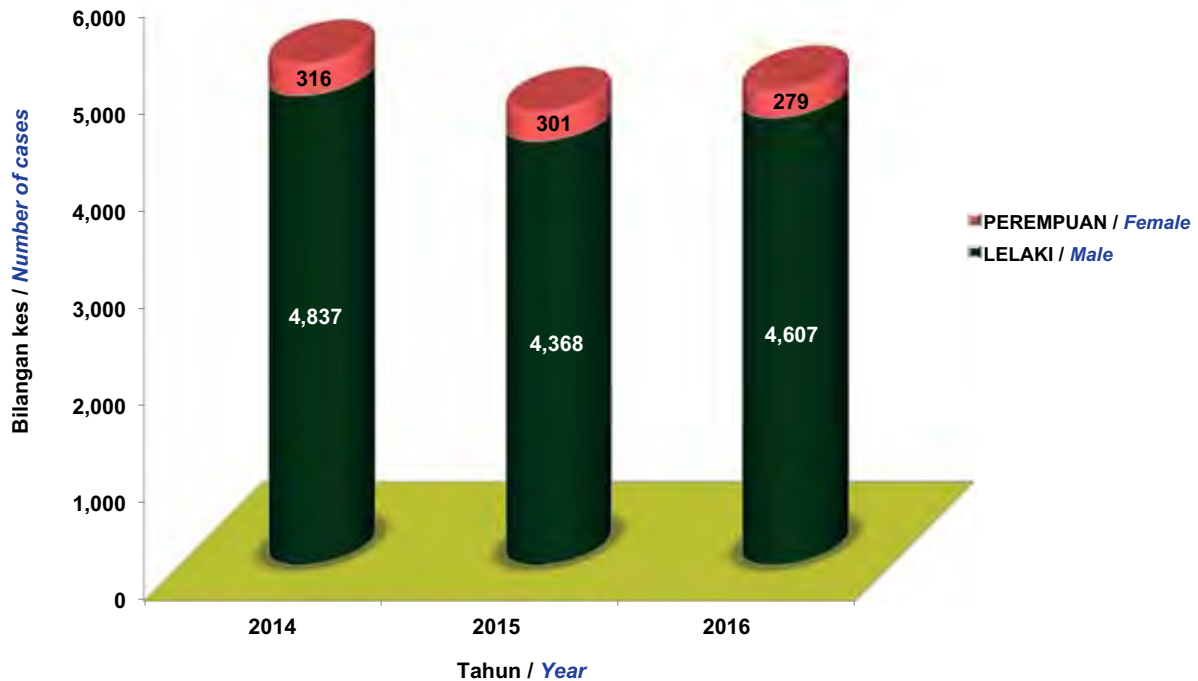


CARTA 8 : PERATUSAN KANAK-KANAK YANG MEMERLUKAN PERLINDUNGAN DAN PEMULIHAN MENGIKUT ETNIK, 2016

Chart 8: Percentage of Children In Need of Protection and Rehabilitation by Ethnic 2016

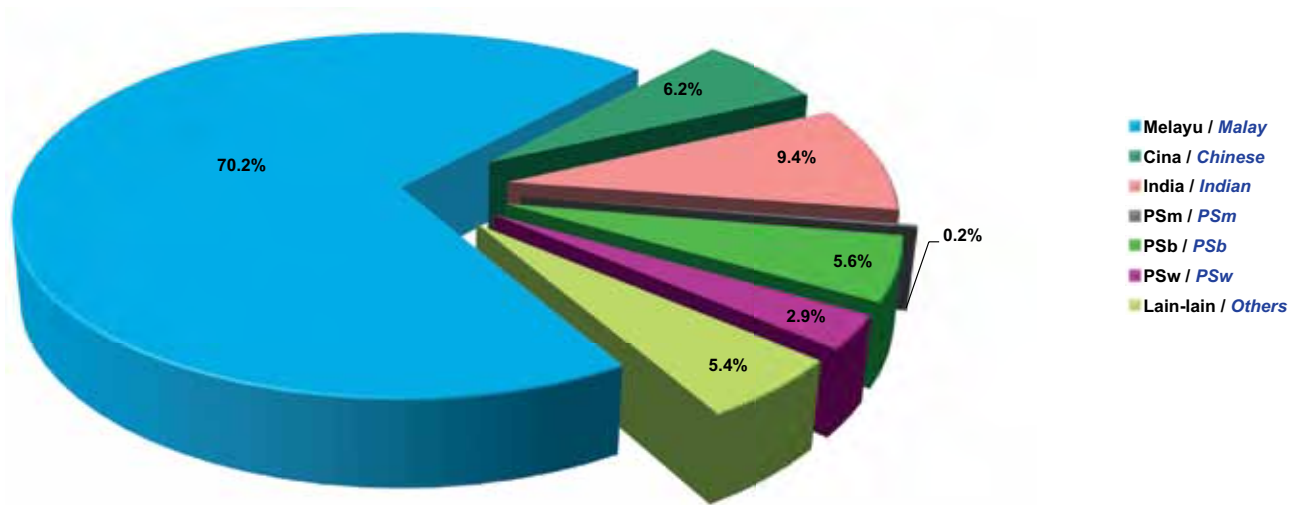


CARTA 9 : KANAK-KANAK TERLIBAT DENGAN JENAYAH MENGIKUT JANTINA, 2014-2016  
*Chart 9: Children Involved In Crime by Sex, 2014-2016*



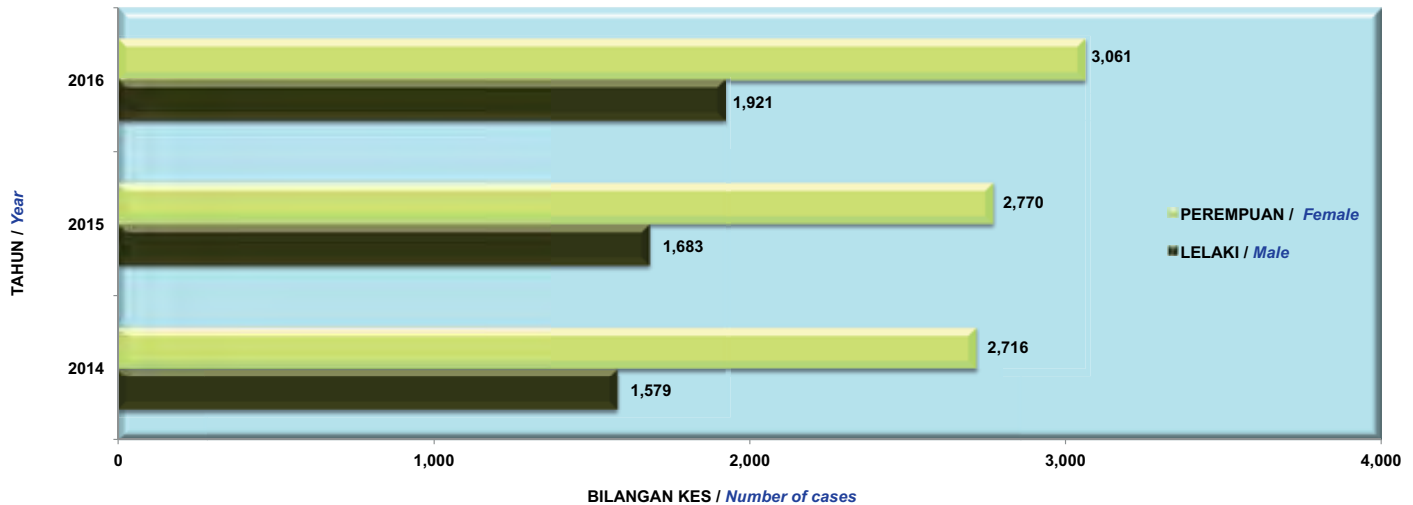
# CARTA 10 : PERATUSAN KANAK-KANAK TERLIBAT DENGAN JENAYAH MENGIKUT KUMPULAN ETNIK, 2016

*Chart 10: Percentage of Children Involved In Crime by Ethnic Group, 2016*



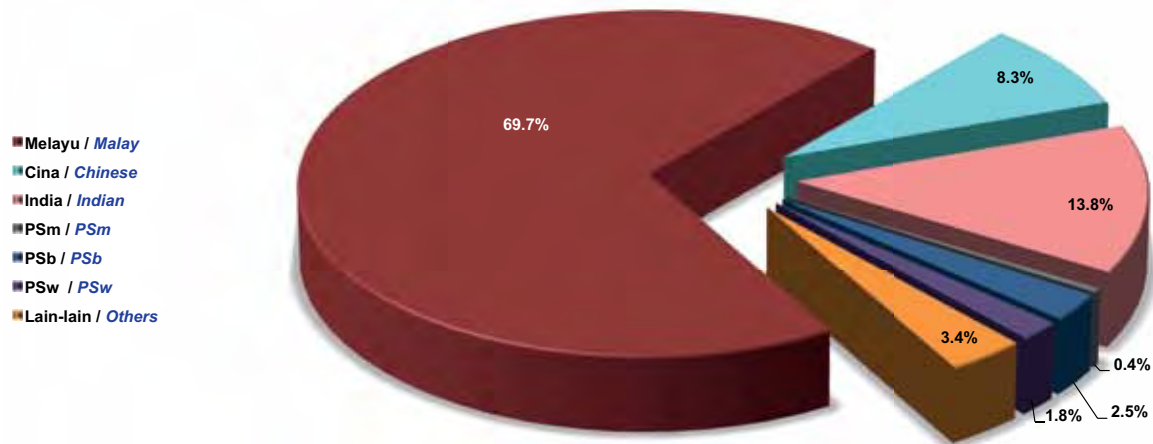
CARTA 11 : KANAK-KANAK YANG MEMERLUKAN PEMELIHARAAN DAN PERLINDUNGAN MENGIKUT JANTINA, 2014-2016

*Chart 11 : Children In Need of Care and Protection by Sex, 2014-2016*

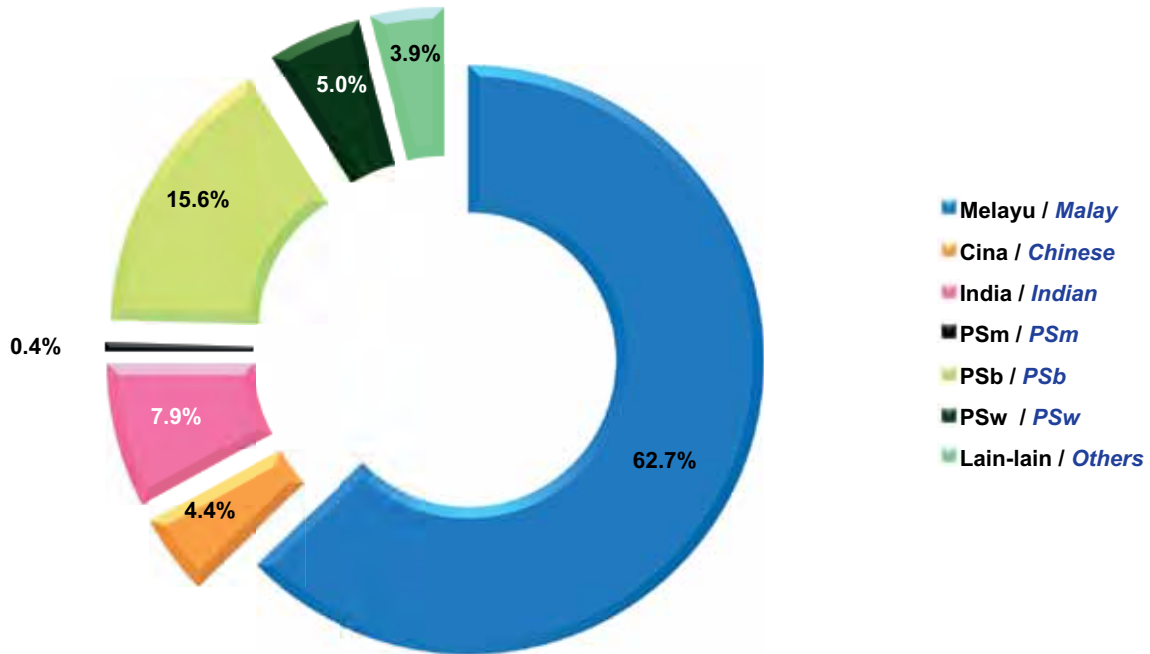


## CARTA 12 : PERATUSAN KANAK-KANAK YANG MEMERLUKAN PEMELIHARAAN DAN PERLINDUNGAN MENGIKUT KUMPULAN ETNIK, TAHUN 2016

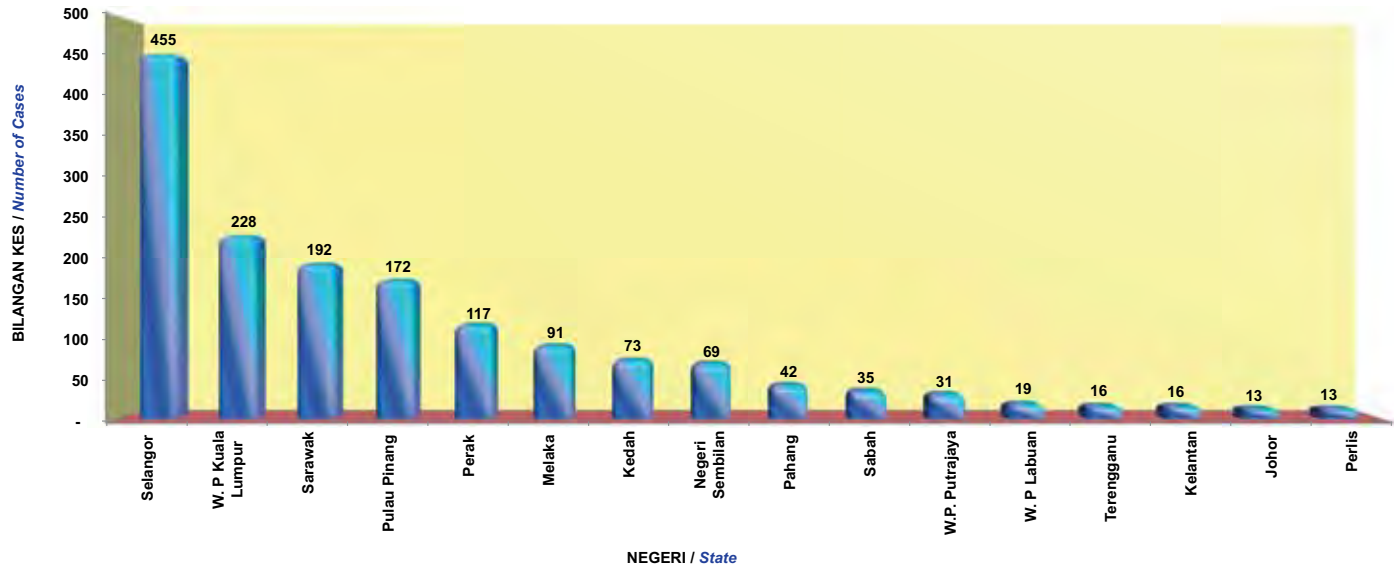
*Chart 12 : Percentage of Children In Need of Care and Protection by Ethnic Group, 2016*



CARTA 13 : PERATUSAN KANAK-KANAK TIDAK TERKAWAL MENGIKUT KUMPULAN ETNIK, 2016  
*Chart 13 : Percentage of Children Beyond Control by Ethnic Group, 2016*

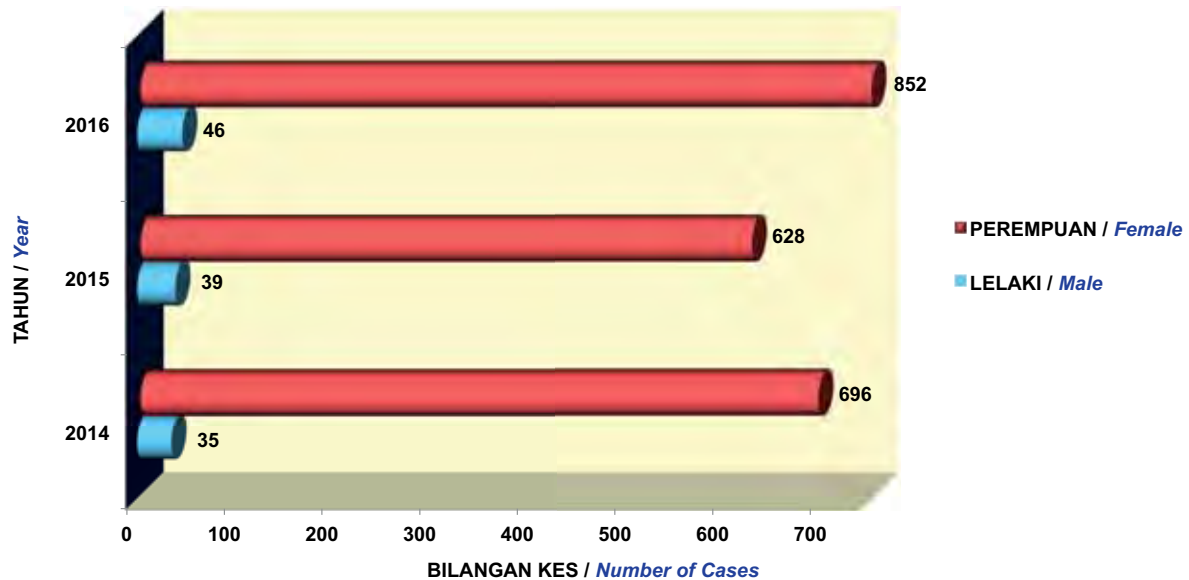


CARTA 14 : BILANGAN KES PESALAH MUDA MENGIKUT NEGERI, 2016  
*Chart 14: Cases of Youth Offenders by State, 2016*



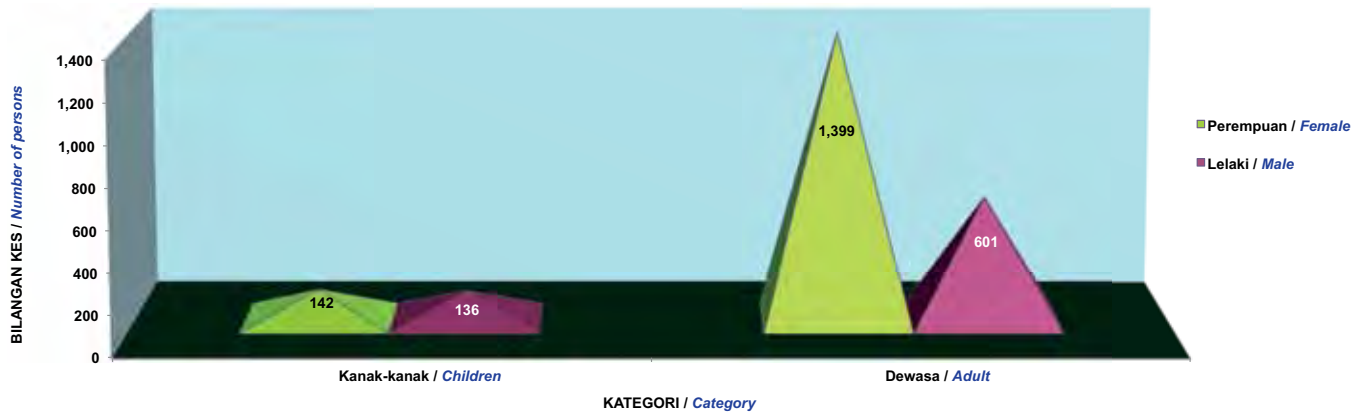
# CARTA 15 : BILANGAN KES KEGANASAN RUMAHTANGGA MENGIKUT JANTINA, 2014-2016

*Chart 15 : Cases of Domestic Violence by Sex, 2014 - 2016*






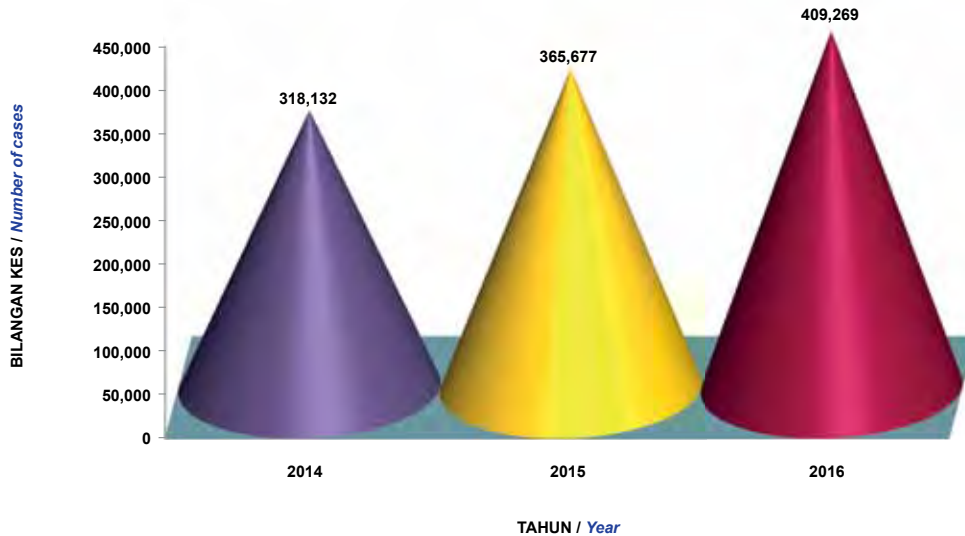
CARTA 16 : BILANGAN KES ORANG PAPA MENGIKUT JANTINA DAN KATEGORI, 2016  
*Chart 16 : Cases of Destitute Persons by Sex and Category, 2016*



CARTA 17 : BILANGAN KES ORANG PAPA MENGIKUT KUMPULAN ETNIK, 2016  
*Chart 17 : Cases of Destitute Persons by Ethnic Group, 2016*

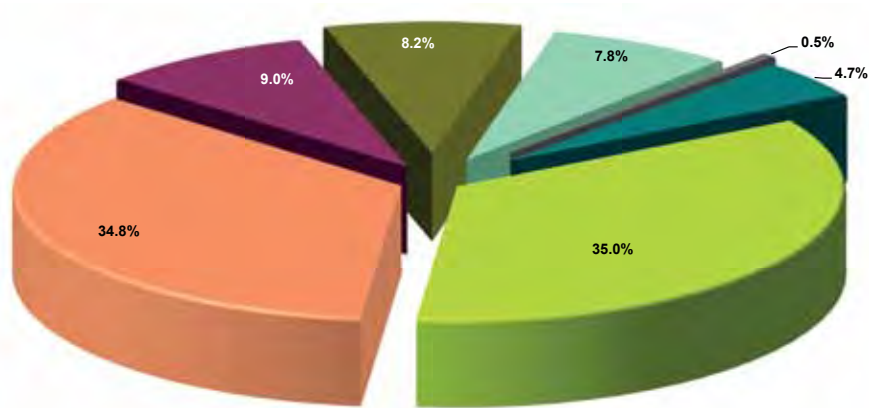


CARTA 18 : PENDAFTARAN ORANG KURANG UPAYA (OKU), 2014-2016  
*Chart 18 : Registration of Persons With Disabilities (PWD's), 2014-2016*



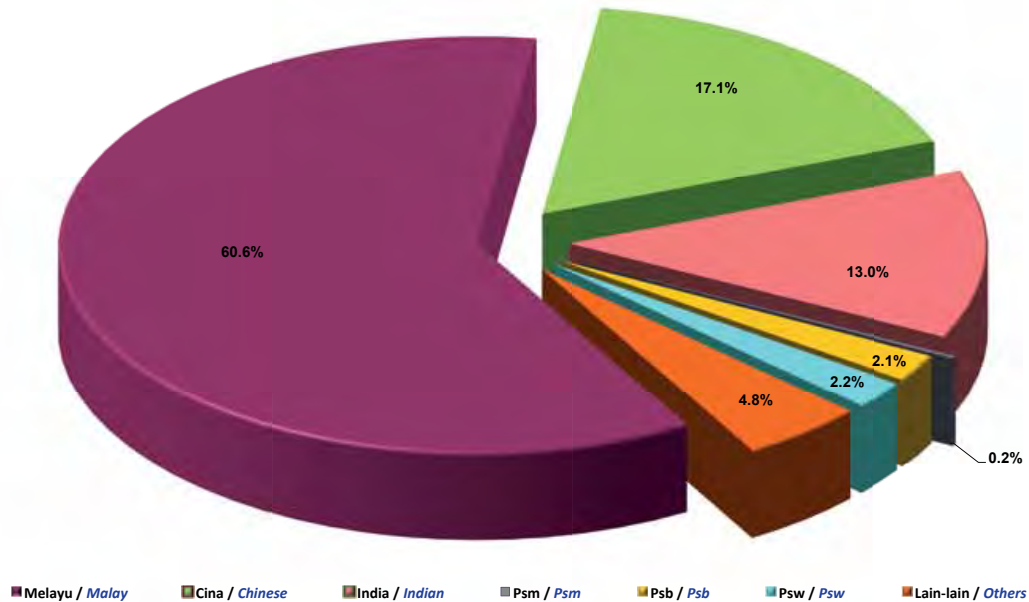
## CARTA 19 : PERATURAN OKU MENGIKUT KATEGORI KECACATAN, 2016

*Chart 19 : Percentage of PWD's by Category of Disabilities, 2016*

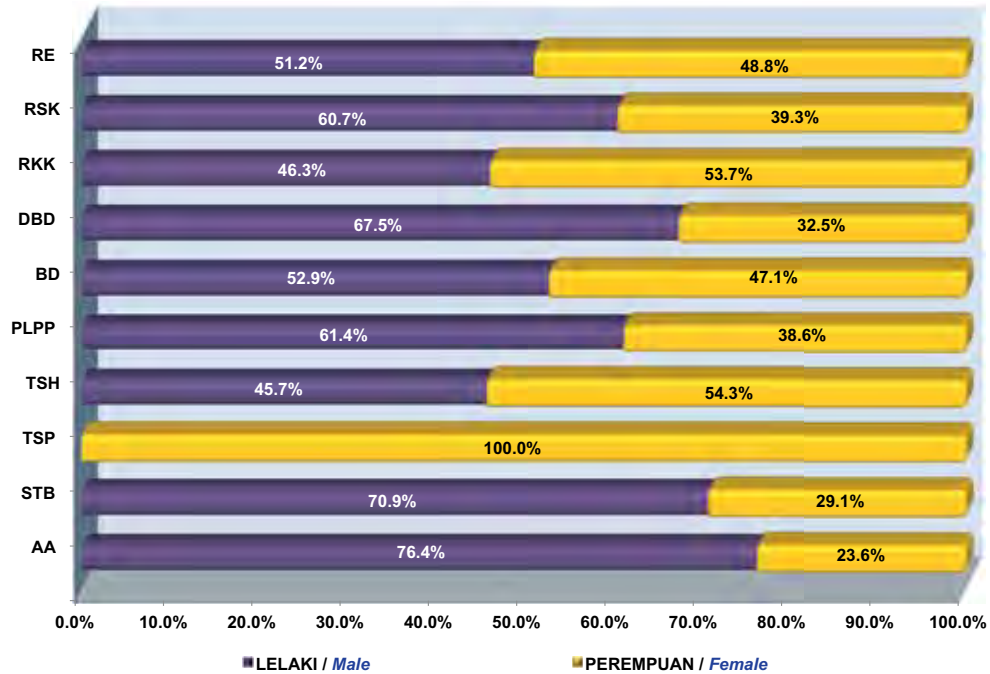


■ Masalah Pembelajaran / Learning Disabilities ■ Fizikal / Physical ■ Penglihatan / Visually Impaired ■ Mental / Mental ■ Pendengaran / Hearing ■ Pertuturan / Speech ■ Pelbagai / Others

CARTA 20 : PERATUSAN PENGHUNI/PELATIH DI INSTITUSI MENGIKUT KUMPULAN ETNIK, 2016  
*Chart 20 : Percentage of Inmates/Trainees at Institution by Ethnic Group, 2016*



CARTA 21 : PERATUSAN PENGHUNI/PELATIH DI INSTITUSI MENGIKUT JANTINA, 2016  
*Chart 21 : Percentage of Inmates/Trainees at Institution by Sex, 2016*





# **BAHAGIAN A : MAKLUMAT ASAS**

*Section A : Basic Information*







# **1. PENDUDUK**

*Population*

**JADUAL 1.1 : PENDUDUK MENGIKUT NEGERI DAN JANTINA , MALAYSIA**  
**Table 1.1 : Population by State and Sex, Malaysia**

Negeri <i>State</i>	2000			2010			2016 <sup>e</sup>		('000) Jumlah <i>Total</i>
	Lelaki <i>Male</i>	Perempuan <i>Female</i>	Jumlah <i>Total</i>	Lelaki <i>Male</i>	Perempuan <i>Female</i>	Jumlah <i>Total</i>	Lelaki <i>Male</i>	Perempuan <i>Female</i>	
Johor	1,430.1	1,332.5	<b>2,762.6</b>	1,774.4	1,588.6	<b>3,363.0</b>	1,933.2	1,721.8	<b>3,655.0</b>
Kedah	830.4	841.5	<b>1,671.9</b>	985.7	963.6	<b>1,949.3</b>	1,076.2	1,044.5	<b>2,120.7</b>
Kelantan	680.0	681.5	<b>1,361.5</b>	798.7	791.2	<b>1,589.9</b>	906.9	890.3	<b>1,797.2</b>
Melaka	324.6	322.0	<b>646.6</b>	414.8	408.8	<b>823.6</b>	453.5	448.1	<b>901.6</b>
Negeri Sembilan	443.1	422.9	<b>866.0</b>	532.0	497.5	<b>1,029.5</b>	569.2	530.5	<b>1,099.7</b>
Pahang	678.6	617.2	<b>1,295.8</b>	798.2	703.7	<b>1,501.9</b>	868.2	759.9	<b>1,628.1</b>
Perak	664.0	668.7	<b>1,332.7</b>	1,204.5	1,174.5	<b>2,379.0</b>	1,257.6	1,225.5	<b>2,483.1</b>
Perlis	1,050.5	1,041.2	<b>2,091.7</b>	115.9	119.9	<b>235.8</b>	125.2	125.8	<b>251.0</b>
Pulau Pinang	102.4	105.2	<b>207.6</b>	790.7	785.2	<b>1,575.9</b>	865.6	853.7	<b>1,719.3</b>
Sabah	2,143.0	2,045.9	<b>4,188.9</b>	1,698.9	1,561.0	<b>3,259.9</b>	1,992.2	1,821.0	<b>3,813.2</b>
Sarawak	460.2	442.4	<b>902.6</b>	1,287.8	1,199.2	<b>2,487.0</b>	1,429.4	1,311.6	<b>2,741.0</b>
Selangor	1,345.5	1,257.9	<b>2,603.4</b>	2,854.4	2,647.7	<b>5,502.1</b>	3,275.8	3,022.6	<b>6,298.4</b>
Terengganu	1,053.1	1,018.4	<b>2,071.5</b>	538.8	516.7	<b>1,055.5</b>	603.7	580.2	<b>1,183.9</b>
W. P Kuala Lumpur	720.2	695.8	<b>1,416.0</b>	855.9	818.8	<b>1,674.7</b>	917.5	869.7	<b>1,787.2</b>
W. P Labuan	39.9	36.2	<b>76.1</b>	45.5	42.7	<b>88.2</b>	49.4	48.4	<b>97.8</b>
W.P. Putrajaya	-	-	-	34.4	39.0	<b>73.4</b>	38.7	44.5	<b>83.2</b>
<b>Jumlah / Total</b>	<b>11,965.6</b>	<b>11,529.3</b>	<b>23,494.9</b>	<b>14,730.5</b>	<b>13,858.1</b>	<b>28,588.6</b>	<b>16,362.5</b>	<b>15,298.2</b>	<b>31,660.7</b>

<sup>e</sup> Data bagi Negeri adalah angka anggaran  
*State data are estimates figures*

Hasil tambah mungkin berbeza kerana pembundaran.  
*The added total may differ due to rounding.*

Sumber : Jabatan Perangkaan Malaysia/Source: Department of Statistic, Malaysia

**JADUAL 1.2 : PENDUDUK MENGIKUT KUMPULAN UMUR DAN JANTINA, MALAYSIA**  
**Table 1.2 : Population by Age Group and Sex, Malaysia**

Kumpulan Umur <i>Age Group</i>	2000			2010			2016 <sup>e</sup>		('000) Jumlah
	Lelaki <i>Male</i>	Perempuan <i>Female</i>	Jumlah <i>Total</i>	Lelaki <i>Male</i>	Perempuan <i>Female</i>	Jumlah <i>Total</i>	Lelaki <i>Male</i>	Perempuan <i>Female</i>	
0–4	1,459.5	1,373.9	<b>2,833.4</b>	1,288.2	1,220.4	<b>2,508.6</b>	1,361.80	1,273.00	<b>2,634.8</b>
5–9	1,365.1	1,280.9	<b>2,646.0</b>	1,364.5	1,294.9	<b>2,659.5</b>	1,294.70	1,217.70	<b>2,512.4</b>
10–14	1,288.4	1,235.2	<b>2,523.6</b>	1,358.4	1,295.6	<b>2,654.0</b>	1,342.90	1,273.20	<b>2,616.1</b>
15–19	1,184.6	1,151.1	<b>2,335.7</b>	1,453.8	1,383.6	<b>2,837.4</b>	1,482.60	1,381.80	<b>2,864.4</b>
20–24	1,054.7	1,033.8	<b>2,088.5</b>	1,504.0	1,408.0	<b>2,912.0</b>	1,706.90	1,542.40	<b>3,249.3</b>
25–29	968.6	950.9	<b>1,919.5</b>	1,478.9	1,310.7	<b>2,789.6</b>	1,705.40	1,488.50	<b>3,193.9</b>
30–34	931.8	905.3	<b>1,837.1</b>	1,162.4	1,019.3	<b>2,181.7</b>	1,475.90	1,325.40	<b>2,801.3</b>
35–39	850.2	818.0	<b>1,668.2</b>	1,013.7	941.1	<b>1,954.8</b>	1,180.70	1,058.40	<b>2,239.2</b>
40–44	746.0	705.0	<b>1,451.0</b>	908.4	883.1	<b>1,791.5</b>	988.7	931.3	<b>1,920.0</b>
45–49	623.4	581.7	<b>1,205.1</b>	840.1	774.2	<b>1,614.3</b>	874.3	868	<b>1,742.3</b>
50–54	458.3	419.4	<b>877.7</b>	706.7	664.1	<b>1,370.8</b>	812.3	773.1	<b>1,585.4</b>
55–59	342.1	315.9	<b>658.0</b>	547.0	519.1	<b>1,066.1</b>	685.3	660.5	<b>1,345.9</b>
60–64	257.7	261.6	<b>519.3</b>	416.8	406.7	<b>823.5</b>	523.7	517.8	<b>1,041.6</b>
65–69	181.6	196.7	<b>378.3</b>	270.4	267.6	<b>538.0</b>	388.3	397.3	<b>785.6</b>
70–74	125.9	138.3	<b>264.2</b>	200.7	208.6	<b>409.3</b>	238.7	252	<b>490.7</b>
75+	127.9	161.5	<b>289.4</b>	216.8	261.0	<b>477.8</b>	300.0	337.8	<b>637.9</b>
<b>Jumlah / Total</b>	<b>11,965.6</b>	<b>11,529.3</b>	<b>23,494.9</b>	<b>14,730.5</b>	<b>13,858.1</b>	<b>28,588.6</b>	<b>16,362.5</b>	<b>15,298.2</b>	<b>31,660.7</b>

Sumber : Jabatan Perangkaan Malaysia/Source: Department of Statistic, Malaysia

**JADUAL 1.3 : PENDUDUK MENGIKUT KUMPULAN UMUR DAN JANTINA, MALAYSIA**  
**Table 1.3 : Population by Age Group and Sex, Malaysia**

<b>Jantina/ Sex</b> <b>Kumpulan Umur / Age Group</b>	<b>Tahun / Year</b>		
	<b>2000</b>	<b>2010</b>	<b>2016<sup>e</sup></b>
Lelaki / Male ('000)	11,965.6	14,730.5	16,362.5
Perempuan / Female ('000)	11,529.3	13,858.1	15,298.2
<b>Jumlah / Total ('000)</b>	<b>23,494.9</b>	<b>28,588.6</b>	<b>31,660.7</b>
% Lelaki (daripada jumlah) / % Male (from Total)	50.9	51.5	51.7
% Perempuan (daripada jumlah) / % Female (from Total)	49.1	48.5	48.3
<b>Kumpulan Umur / Age Group</b>			
<b>0–14 tahun / age 0-14 ('000)</b>	<b>8,003.0</b>	<b>7,822.0</b>	<b>7,763.3</b>
Lelaki / Male ('000)	4,113.0	4,011.1	3,999.40
Perempuan / Female ('000)	3,890.0	3,810.9	3,763.90
<b>15–64 tahun / age 15-64 ('000)</b>	<b>14,560.1</b>	<b>19,341.7</b>	<b>21,983.0</b>
Lelaki / Male ('000)	7,417.4	10,031.8	11,435.80
Perempuan / Female ('000)	7,142.7	9,309.9	10,547.20
<b>65 tahun dan ke atas / age 65 and above ('000)</b>	<b>931.9</b>	<b>1,425.1</b>	<b>1,914.1</b>
Lelaki / Male ('000)	435.4	687.9	927.0
Perempuan / Female ('000)	496.5	737.2	987.1

Sumber : Jabatan Perangkaan Malaysia/Source: Department of Statistic, Malaysia

A large, light gray, stylized logo of a person with arms raised, centered in the background. The figure is composed of simple, rounded shapes. The head is a circle, and the arms are two large, curved shapes that sweep upwards and outwards, meeting at the top. The overall impression is one of a person celebrating or in a state of joy.

# **BAHAGIAN B : PERKHIDMATAN LUAR**

*Section B : Field Services*



A large, light gray, stylized graphic of a human figure with arms raised, serving as a background for the text.

# **1. PERKHIDMATAN BANTUAN KEWANGAN**

*Financial Assistance Services*

**JADUAL 1.1 : BANTUAN KEWANGAN MENGIKUT NEGERI, 2014-2016**  
**Table 1.1 : Financial Assistance by State, 2014-2016**

Negeri State	2014		2015		2016	
	Bil. Penerima No. of recipient	RM'000 RM'000	Bil. Penerima No. of recipient	RM'000 RM'000	Bil. Penerima No. of recipient	RM'000 RM'000
Johor	48,125	147,218.2	48,316	157,186.4	45,903	155,768.7
Kedah	39,693	118,611.6	39,032	125,270.8	35,182	120,403.4
Kelantan	41,119	112,507.6	42,159	121,345.2	42,353	121,239.4
Melaka	28,082	89,710.6	27,782	91,746.9	25,775	89,939.8
Negeri Sembilan	27,142	78,391.9	28,109	84,555.7	28,303	86,223.1
Pahang	28,462	93,236.9	28,511	97,775.9	27,953	98,182.4
Perak	38,317	114,634.1	37,267	120,642.8	37,331	120,925.1
Perlis	9,327	22,024.8	10,223	24,651.7	10,005	27,314.8
Pulau Pinang	20,630	69,992.4	18,971	68,319.8	15,382	64,939.4
Sabah	61,930	193,503.4	57,283	178,628.8	49,967	168,413.9
Sarawak	58,366	152,123.1	57,187	173,570.0	57,324	191,976.1
Selangor	40,996	121,860.8	40,727	130,148.0	39,185	128,853.7
Terengganu	35,257	102,260.0	35,864	105,294.8	36,761	106,647.4
W.P.Kuala Lumpur*	14,262	42,570.9	14,926	47,923.2	9,852	45,147.8
W.P. Labuan	899	2,872.1	828	2,540.5	863	2,667.3
W.P.Putrajaya					183	583.2
<b>Jumlah/Total</b>	<b>492,607</b>	<b>1,461,518.4</b>	<b>487,185</b>	<b>1,529,600.6</b>	<b>462,322</b>	<b>1,529,225.5</b>

*Nota: Bagi tahun 2014 & 2015, pelaporan data bagi W.P. Kuala Lumpur adalah termasuk W.P. Putrajaya*  
*Note: For the year 2014 & 2015, reporting data for W.P. Kuala Lumpur is including W.P. Putrajaya*



**JADUAL 1.2 : BANTUAN KEWANGAN MENGIKUT SKIM, 2014-2016**  
**Table 1.2 : Financial Assistance by Scheme, 2014-2016**

Skim Scheme	2014		2015		2016	
	Bil. Penerima No. of recipient	RM'000 RM'000	Bil. Penerima No. of recipient	RM'000 RM'000	Bil. Penerima No. of recipient	RM'000 RM'000
BKK	89,712	279,323.6	83,570	259,371.4	75,439	246,032.2
BOT	142,032	500,401.9	141,493	502,171.1	133,352	497,560.6
BAP	1,529	1,538.2	221	1,453.6	510	1,619.9
EPC	70,661	243,268.2	74,324	305,036.3	73,056	313,375.0
BA	113,147	258,701.6	110,794	248,541.2	101,823	246,786.8
GP	1,149	3,768.4	1,196	4,137.6	1,578	5,345.7
<b>BENCANA</b>						
AT	1,830	2,747.6	1,412	2,729.4	1,323	2,425.8
BPT	28,046	97,783.9	25,978	95,937.1	24,193	91,756.3
LATIHAN APPERANTIS	178	1,144.4	159	600.4	136	612.3
BTB	44,323	72,840.6	48,038	109,622.7	50,912	123,710.7
<b>Jumlah/Total</b>	<b>492,607</b>	<b>1,461,518.4</b>	<b>487,185</b>	<b>1,529,600.6</b>	<b>462,322</b>	<b>1,529,225.5</b>

**JADUAL 1.3: BANTUAN KEWANGAN MENGIKUT ETNIK, 2014-2016****Table 1.3 : Financial Assistance by Ethnic, 2014-2016**

<b>Kumpulan Etnik Ethnic Group</b>	<b>2014</b>		<b>2015</b>		<b>2016</b>	
	<b>Bil. Penerima No. of recipient</b>	<b>RM'000 RM'000</b>	<b>Bil. Penerima No. of recipient</b>	<b>RM'000 RM'000</b>	<b>Bil. Penerima No. of recipient</b>	<b>RM'000 RM'000</b>
Melayu / Malay	260,533	771,235.8	259,646	809,953.0	250,731	810,983.8
Cina / Chinese	78,928	238,831.3	79,453	258,850.1	75,176	257,085.6
India / Indian	54,290	162,068.8	54,363	171,632.2	49,550	169,071.0
Psm / Psm (Peninsular natives)	1,604	4,987.2	1,626	5,217.6	1,651	5,164.8
Psb / Psb (Sabah natives)	56,307	173,978.7	51,067	159,534.8	44,821	149,784.8
Psw / Psw (Sarawak natives)	38,414	100,617.8	37,094	112,301.6	36,530	122,832.9
Lain-Lain / Others	2,531	9,798.8	3,936	12,111.2	3,863	14,302.5
<b>Jumlah/Total</b>	<b>492,607</b>	<b>1,461,518.4</b>	<b>487,185</b>	<b>1,529,600.6</b>	<b>462,322</b>	<b>1,529,225.5</b>



# **1.1. BANTUAN KANAK-KANAK (BKK)**

*Financial Assistance For Children*

**JADUAL 1.1 (a) : BANTUAN KANAK-KANAK MENGIKUT NEGERI, 2014-2015**  
**Table 1.1 (a) : Financial Assistance for Children by State, 2014-2015**

Negeri State	2014		2015		2016	
	Bil. Penerima No. of recipient	RM'000 RM'000	Bil. Penerima No. of recipient	RM'000 RM'000	Bil. Penerima No. of recipient	RM'000 RM'000
Johor	8,388	26,726.0	7,778	24,058.0	6,931	22,236.6
Kedah	6,791	21,732.0	6,036	17,922.2	4,870	15,709.4
Kelantan	11,688	33,201.0	11,745	32,421.5	11,468	31,049.5
Melaka	4,288	14,608.0	3,969	13,330.1	3,027	11,911.3
Negeri Sembilan	5,835	17,310.7	5,746	16,764.5	5,476	15,785.5
Pahang	5,766	16,968.9	5,538	16,352.2	5,014	15,702.5
Perak	5,251	18,161.7	4,725	17,227.2	4,661	16,094.1
Perlis	1,591	4,666.8	1,707	4,873.0	1,747	5,074.4
Pulau Pinang	3,573	12,204.8	2,500	8,703.0	1,775	7,145.9
Sabah	8,512	31,693.4	7,226	28,924.9	6,394	26,343.2
Sarawak	14,248	34,873.5	13,396	36,737.9	12,547	42,085.9
Selangor	7,113	24,518.2	6,570	20,749.8	5,440	18,435.0
Terengganu	5,612	19,350.2	5,643	18,118.6	5,618	16,002.4
W.P. Kuala Lumpur*	917	2,906.8	878	2,885.8	340	2,100.1
W.P. Labuan	139	401.8	113	302.8	117	306.2
W.P.Putrajaya					14	50.3
<b>Jumlah/Total</b>	<b>89,712</b>	<b>279,323.6</b>	<b>83,570</b>	<b>259,371.4</b>	<b>75,439</b>	<b>246,032.2</b>

*Nota: Bagi tahun 2014 & 2015, pelaporan data bagi W.P. Kuala Lumpur adalah termasuk W.P. Putrajaya*  
*Note: For the year 2014 & 2015, reporting data for W.P. Kuala Lumpur is including W.P. Putrajaya*

**JADUAL 1.1 (b) : BANTUAN KANAK-KANAK MENGIKUT KUMPULAN ETNIK, 2014-2016****Table 1.1 (b) : Financial Assistance for Children by Ethnic, 2014-2016**

<b>Kumpulan Etnik</b> <b>Ethnic Group</b>	<b>2014</b>		<b>2015</b>		<b>2016</b>	
	<b>Bil. Penerima</b> <b>No. of recipient</b>	<b>RM'000</b> <b>RM'000</b>	<b>Bil. Penerima</b> <b>No. of recipient</b>	<b>RM'000</b> <b>RM'000</b>	<b>Bil. Penerima</b> <b>No. of recipient</b>	<b>RM'000</b> <b>RM'000</b>
Melayu / Malay	51,451	160,579.9	48,883	147,670.6	44,610	137,571.3
Cina / Chinese	8,807	26,997.3	8,199	25,128.3	7,198	23,638.8
India / Indian	10,683	34,998.4	9,541	31,301.7	8,125	28,297.2
Psm / Psm (Peninsular natives)	381	1,317.1	371	1,175.0	351	1,160.1
Psb / Psb (Sabah natives)	8,181	30,287.6	6,766	27,597.5	6,149	25,269.9
Psw / Psw (Sarawak natives)	9,578	22,733.1	9,048	23,976.8	8,353	27,629.1
Lain-Lain / Others	631	2,410.3	762	2,521.5	653	2,466.0
<b>Jumlah/Total</b>	<b>89,712</b>	<b>279,323.6</b>	<b>83,570</b>	<b>259,371.4</b>	<b>75,439</b>	<b>246,032.2</b>





## **1.2. BANTUAN ORANG TUA (BOT)**

*Financial Assistance For Elderly*

**JADUAL 1.2 (a) : BANTUAN ORANG TUA MENGIKUT NEGERI, 2014-2016**  
**Table 1.2 (a) : Financial Assistance for Elderly by State, 2014-2016**

Negeri State	2014		2015		2016	
	Bil. Penerima No. of recipient	RM'000 RM'000	Bil. Penerima No. of recipient	RM'000 RM'000	Bil. Penerima No. of recipient	RM'000 RM'000
Johor	14,366	51,877.5	14,216	51,609.3	13,478	52,349.4
Kedah	7,042	26,411.4	6,660	24,445.7	5,005	21,361.6
Kelantan	9,323	33,581.3	9,557	33,910.5	9,332	33,387.2
Melaka	9,039	33,238.2	8,814	31,791.4	8,004	30,754.8
Negeri Sembilan	8,782	31,419.3	9,143	31,903.7	9,111	32,737.8
Pahang	8,775	31,090.5	8,866	31,833.6	8,937	33,469.2
Perak	7,341	25,849.5	7,300	26,253.9	7,229	26,311.8
Perlis	230	698.7	1,223	1,690.1	1,238	4,299.0
Pulau Pinang	6,630	24,930.6	6,083	22,559.1	4,950	20,844.0
Sabah	30,431	108,281.7	27,852	98,662.4	26,384	93,874.0
Sarawak	21,345	67,312.3	22,297	79,129.0	22,007	80,795.9
Selangor	10,675	37,678.7	11,278	39,434.2	10,784	39,136.8
Terengganu	4,230	14,529.9	4,314	15,320.4	4,160	15,317.4
W.P. Kuala Lumpur*	3,564	12,485.4	3,647	12,745.8	2,510	12,058.8
W.P. Labuan	259	1,017.0	243	882.0	215	830.7
W.P.Putrajaya					8	32.4
<b>Jumlah/Total</b>	<b>142,032</b>	<b>500,401.9</b>	<b>141,493</b>	<b>502,171.1</b>	<b>133,352</b>	<b>497,560.6</b>

**Nota:** Bagi tahun 2014 & 2015, pelaporan data bagi W.P. Kuala Lumpur adalah termasuk W.P. Putrajaya  
**Note:** For the year 2014 & 2015, reporting data for W.P. Kuala Lumpur is including W.P. Putrajaya



**JADUAL 1.2 (b) : BANTUAN ORANG TUA MENGIKUT KUMPULAN ETNIK, 2014-2016**  
**Table 1.2 (b) : Financial Assistance for Elderly by Ethnic Group, 2014-2016**

<b>Kumpulan Etnik</b> <b>Ethnic Group</b>	<b>2014</b>		<b>2015</b>		<b>2016</b>	
	<b>Bil. Penerima</b> <b>No. of recipient</b>	<b>RM'000</b> <b>RM'000</b>	<b>Bil. Penerima</b> <b>No. of recipient</b>	<b>RM'000</b> <b>RM'000</b>	<b>Bil. Penerima</b> <b>No. of recipient</b>	<b>RM'000</b> <b>RM'000</b>
Melayu / Malay	57,821	206,946.7	58,378	207,016.6	54,818	207,999.1
Cina / Chinese	27,153	96,624.7	27,443	98,350.1	25,428	96,024.3
India / Indian	12,961	46,606.7	13,398	47,319.3	12,425	47,208.4
Psm / Psm (Peninsular natives)	473	1,639.8	467	1,673.0	483	1,712.4
Psb / Psb (Sabah natives)	27,702	97,109.4	24,958	87,755.6	23,943	83,102.8
Psw / Psw (Sarawak natives)	15,078	47,621.8	15,397	54,959.7	14,933	55,437.9
Lain-Lain / Others	844	3,852.8	1,452	5,096.8	1,322	6,075.9
<b>Jumlah/Total</b>	<b>142,032</b>	<b>500,401.9</b>	<b>141,493</b>	<b>502,171.1</b>	<b>133,352</b>	<b>497,560.6</b>





## **1.3. BANTUAN ANAK PELIHARA (BAP)**

*Financial Assistance For Foster  
Children*

**JADUAL 1.3 (a) : BANTUAN ANAK PELIHARA MENGIKUT NEGERI, 2014-2016**  
**Table 1.3 (a) : Financial Assistance for Foster Children by State, 2014-2016**

Negeri State	2014		2015		2016	
	Bil. Penerima No. of recipient	RM'000 RM'000	Bil. Penerima No. of recipient	RM'000 RM'000	Bil. Penerima No. of recipient	RM'000 RM'000
Johor	18	90.0	18	70.3	13	65.5
Kedah	15	66.8	20	54.5	9	44.7
Kelantan	3	18.3	2	251.8	1	2.3
Melaka	8	29.5	10	24.3	8	31.3
Negeri Sembilan	9	34.2	9	36.5	8	33.5
Pahang	18	51.0	17	60.5	17	62.2
Perak	2	7.5	0	0.5	8	28.0
Perlis	0	0.0	0	0.0	0	0.0
Pulau Pinang	0	0.0	0	0.0	0	0.0
Sabah	2	101.0	3	8.3	3	643.7
Sarawak	1,373	866.5	19	484.1	338	167.3
Selangor	59	185.5	97	364.0	92	450.7
Terengganu	0	2.0	1	0.8	1	3.0
W.P. Kuala Lumpur*	22	86.0	25	98.3	12	87.9
W.P. Labuan	0	0.0	0	0.0	0	0.0
W.P.Putrajaya					0	0.0
<b>Jumlah/Total</b>	<b>1,529</b>	<b>1,538.2</b>	<b>221</b>	<b>1,453.6</b>	<b>510</b>	<b>1,619.9</b>

Nota: Bagi tahun 2014 & 2015, pelaporan data bagi W.P. Kuala Lumpur adalah termasuk W.P. Putrajaya  
 Note: For the year 2014 & 2015, reporting data for W.P. Kuala Lumpur is including W.P. Putrajaya

**JADUAL 1.3 (b) : BANTUAN ANAK PELIHARA MENGIKUT KUMPULAN ETNIK, 2014-2016**  
**Table 1.3 (b) : Financial Assistance for Foster Children by Ethnic, 2014-2016**

<b>Kumpulan Etnik</b> <b>Ethnic Group</b>	<b>2014</b>		<b>2015</b>		<b>2016</b>	
	<b>Bil. Penerima</b> <b>No. of recipient</b>	<b>RM'000</b> <b>RM'000</b>	<b>Bil. Penerima</b> <b>No. of recipient</b>	<b>RM'000</b> <b>RM'000</b>	<b>Bil. Penerima</b> <b>No. of recipient</b>	<b>RM'000</b> <b>RM'000</b>
Melayu / Malay	280	603.0	162	690.1	181	642.4
Cina / Chinese	153	199.2	25	160.8	70	134.8
India / Indian	19	66.0	26	91.5	18	116.8
Psm / Psm (Peninsular natives)	-	0.0	-	169.3	-	-
Psb / Psb (Sabah natives)	2	46.7	3	8.5	3	638.1
Psw / Psw (Sarawak natives)	1,068	621.0	4	332.1	238	84.9
Lain-Lain / Others	7	2.4	1	1.4	-	3.0
<b>Jumlah/Total</b>	<b>1,529</b>	<b>1,538.2</b>	<b>221</b>	<b>1,453.6</b>	<b>510</b>	<b>1,619.9</b>



A large, light gray graphic in the background depicts a stylized human figure with a circular head and a curved body. A large, teardrop-shaped speech bubble or callout shape is positioned to the left of the figure, partially overlapping it.

## **1.4. ELAUN PEKERJA CACAT (EPC)**

*Allowance For Disabled Workers*

**JADUAL 1.4 (a) : ELAUN PEKERJA CACAT MENGIKUT NEGERI, 2014-2016**  
**Table 1.4 (a) : Allowance for Disabled Workers by State, 2014-2016**

Negeri State	2014		2015		2016	
	Bil. Penerima No. of recipient	RM'000 RM'000	Bil. Penerima No. of recipient	RM'000 RM'000	Bil. Penerima No. of recipient	RM'000 RM'000
Johor	9,915	34,759.8	10,345	42,805.0	9,886	42,816.2
Kedah	9,767	32,960.7	9,988	41,710.6	10,531	42,454.1
Kelantan	5,487	18,804.6	5,897	24,010.0	6,123	25,092.6
Melaka	4,277	14,783.7	4,510	18,455.5	4,630	19,487.3
Negeri Sembilan	2,839	9,762.9	3,249	13,017.9	3,496	14,204.8
Pahang	4,402	15,494.7	4,587	18,900.4	4,733	19,577.3
Perak	7,188	25,273.5	7,197	30,110.2	7,276	30,504.3
Perlis	1,368	4,741.5	1,493	6,061.7	1,587	6,601.0
Pulau Pinang	5,125	18,249.0	5,088	21,293.3	4,153	21,119.0
Sabah	932	3,110.7	998	3,977.5	1,009	4,297.3
Sarawak	2,674	8,356.2	2,975	11,993.4	3,167	12,998.9
Selangor	8,351	28,275.3	8,790	36,315.7	8,825	37,064.3
Terengganu	3,631	12,370.2	4,062	15,828.8	4,348	17,616.2
W.P. Kuala Lumpur*	4,569	15,846.9	5,010	20,003.2	3,073	18,665.5
W.P. Labuan	136	478.5	135	553.4	142	577.9
W.P. Putrajaya					77	298.6
<b>Jumlah/Total</b>	<b>70,661</b>	<b>243,268.2</b>	<b>74,324</b>	<b>305,036.3</b>	<b>73,056</b>	<b>313,375.0</b>

Nota: Bagi tahun 2014 & 2015, pelaporan data bagi W.P. Kuala Lumpur adalah termasuk W.P. Putrajaya  
 Note: For the year 2014 & 2015, reporting data for W.P. Kuala Lumpur is including W.P. Putrajaya



**JADUAL 1.4 (b) : ELAUN PEKERJA CACAT MENGIKUT KUMPULAN ETNIK, 2014-2016**  
**Table 1.4 (b) : Allowance for Disabled Workers by Ethnic Group, 2014-2016**

Kumpulan Etnik <i>Ethnic Group</i>	2014		2015		2016	
	Bil. Penerima <i>No. of recipient</i>	RM'000 <i>RM'000</i>	Bil. Penerima <i>No. of recipient</i>	RM'000 <i>RM'000</i>	Bil. Penerima <i>No. of recipient</i>	RM'000 <i>RM'000</i>
Melayu / Malay	43,794	150,710.2	45,691	187,857.0	45,421	193,992.5
Cina / Chinese	15,621	54,221.2	16,343	67,803.8	16,301	68,293.2
India / Indian	8,958	30,717.2	9,692	39,022.1	8,601	39,569.0
Psm / Psm ( <i>Peninsular natives</i> )	93	363.6	101	428.7	114	451.2
Psb / Psb ( <i>Sabah natives</i> )	701	2,304.9	737	3,010.3	735	3,466.4
Psw / Psw ( <i>Sarawak natives</i> )	1,296	4,176.3	1,396	5,691.4	1,437	6,021.2
Lain-Lain / <i>Others</i>	198	774.9	364	1,223.2	447	1,581.7
<b>Jumlah/Total</b>	<b>70,661</b>	<b>243,268.2</b>	<b>74,324</b>	<b>305,036.3</b>	<b>73,056</b>	<b>313,375.0</b>



A large, light gray, stylized graphic of a human figure is positioned in the background. The figure is composed of a circular head, a curved neck, and a broad, sweeping body that curves around the text. The overall style is minimalist and modern.

# **1.5. BANTUAN AM (BA)**

*Financial Assistance*

**JADUAL 1.5 (a) : BANTUAN AM MENGIKUT NEGERI, 2014 – 2016**  
**Table 1.5 (a) : Financial Assistance by State, 2014-2016**

Negeri State	2014		2015		2016	
	Bil. Penerima No. of recipient	RM'000 RM'000	Bil. Penerima No. of recipient	RM'000 RM'000	Bil. Penerima No. of recipient	RM'000 RM'000
Johor	5,215	9,346.7	5,553	9,727.4	5,574	10,032.8
Kedah	8,096	16,811.7	8,185	17,117.4	7,194	16,957.8
Kelantan	7,710	10,878.3	7,607	10,864.6	7,564	10,630.1
Melaka	7,310	19,157.1	7,163	18,980.7	6,721	18,149.9
Negeri Sembilan	6,615	12,849.8	6,517	13,870.5	6,418	13,629.2
Pahang	4,673	17,562.0	4,370	16,179.8	3,783	13,996.5
Perak	10,243	26,146.3	9,784	24,267.1	9,574	24,611.1
Perlis	4,433	7,959.6	4,337	7,886.3	3,972	7,160.3
Pulau Pinang	1,999	6,573.4	1,932	6,301.9	1,482	6,330.7
Sabah	18,991	40,109.5	18,366	37,533.0	13,752	34,326.1
Sarawak	9,954	22,317.9	10,346	22,731.4	10,345	28,644.0
Selangor	6,196	13,998.8	5,461	10,880.8	4,861	9,847.5
Terengganu	18,125	47,035.8	17,861	45,268.8	18,523	46,058.0
W.P. Kuala Lumpur*	3,335	7,250.6	3,097	6,453.4	1,806	5,895.6
W.P. Labuan	252	704.0	215	478.3	238	482.2
W.P. Putrajaya					16	34.9
<b>Jumlah/Total</b>	<b>113,147</b>	<b>258,701.6</b>	<b>110,794</b>	<b>248,541.2</b>	<b>101,823</b>	<b>246,786.8</b>

Nota: Bagi tahun 2014 & 2015, pelaporan data bagi W.P. Kuala Lumpur adalah termasuk W.P. Putrajaya  
 Note: For the year 2014 & 2015, reporting data for W.P. Kuala Lumpur is including W.P. Putrajaya

**JADUAL 1.5 (b) :BANTUAN AM MENGIKUT KUMPULAN ETNIK, 2014-2016**  
**Table 1.5 (b) : Financial Assistance by Ethnic Group, 2014-2016**

Kumpulan Etnik <i>Ethnic Group</i>	2014		2015		2016	
	Bil. Penerima <i>No. of recipient</i>	RM'000 <i>RM'000</i>	Bil. Penerima <i>No. of recipient</i>	RM'000 <i>RM'000</i>	Bil. Penerima <i>No. of recipient</i>	RM'000 <i>RM'000</i>
Melayu / <i>Malay</i>	62,045	144,819.2	60,379	138,290.6	58,441	137,267.1
Cina / <i>Chinese</i>	13,734	30,411.4	13,632	29,966.2	12,177	29,862.3
India / <i>Indian</i>	12,881	30,409.0	12,612	29,514.0	11,281	28,292.1
Psm / Psm ( <i>Peninsular natives</i> )	483	1,218.1	486	1,213.2	485	1,217.7
Psb / Psb ( <i>Sabah natives</i> )	17,185	36,013.9	16,379	33,693.4	12,154	30,234.5
Psw / Psw ( <i>Sarawak natives</i> )	6,470	14,700.7	6,741	14,860.0	6,639	18,665.6
Lain-Lain / <i>Others</i>	349	1,129.2	565	1,003.8	646	1,247.4
<b>Jumlah/Total</b>	<b>113,147</b>	<b>258,701.6</b>	<b>110,794</b>	<b>248,541.2</b>	<b>101,823</b>	<b>246,786.8</b>

**JADUAL 1.5 (c) : BANTUAN AM MENGIKUT KATEGORI PENERIMA, 2014 – 2016****Table 1.5 (c) : Financial Assistance by Category of Recipient, 2014-2016**

<b>Kategori Penerima</b> <b>Category of Recipient</b>	<b>2014</b>		<b>2015</b>		<b>2016</b>	
	<b>Bil. Penerima</b> <b>No. of recipient</b>	<b>RM'000</b> <b>RM'000</b>	<b>Bil. Penerima</b> <b>No. of recipient</b>	<b>RM'000</b> <b>RM'000</b>	<b>Bil. Penerima</b> <b>No. of recipient</b>	<b>RM'000</b> <b>RM'000</b>
Warga Emas / Senior citizen	15,366	34,100.3	14,111	31,872.6	12,230	29,403.3
Orang Kurang Upaya / Person with Disabilities	10,961	23,015.7	9,901	21,273.7	8,429	20,134.7
Ibu Tunggal dan Tanggungan / Single Mother & Dependants	18,374	43,120.8	17,229	3.1	16,208	2.8
Anak Yatim / Orphans	2,112	9,980.7	1,663	23.1	1,348	21.1
Pesakit yang tidak boleh bekerja / Patients incapable for work	0	0.0	0	0.0	0	0.0
Tanggungan banduan/tahanan / Prisoner & dependants	0	0.0	0	0.0	0	0.0
Bantuan latihan aperantis / Apperantice Trainees	0	0.0	0	0.0	0	0.0
Orang Miskin / Poor people	66,334	148,484.1	67,890	195,368.6	63,608	197,224.9
<b>Jumlah/Total</b>	<b>113,147</b>	<b>258,701.6</b>	<b>110,794</b>	<b>248,541.2</b>	<b>101,823</b>	<b>246,786.8</b>

A large, stylized grey graphic in the background depicts a person's head and shoulders. The head is represented by a circle, and the shoulders and upper torso are formed by thick, curved lines that sweep across the frame.

## **1.6. GERAN PELANCARAN (GP)**

*Launching Grants*

**JADUAL 1.6 (a) : GERAN PELANCARAN MENGIKUT NEGERI , 2014 – 2016**  
**Table 1.6 (a) : Launching Grants by State, 2014-2016**

Negeri State	2014		2015		2016	
	Bil. Penerima No. of recipient	RM'000 RM'000	Bil. Penerima No. of recipient	RM'000 RM'000	Bil. Penerima No. of recipient	RM'000 RM'000
Johor	69	179.5	65	174.6	133	359.1
Kedah	31	83.6	61	166.5	82	222.3
Kelantan	47	119.9	83	218.9	61	164.7
Melaka	9	20.2	53	128.2	65	170.4
Negeri Sembilan	20	52.0	0	0.0	0	0.0
Pahang	13	34.5	14	37.8	78	210.6
Perak	41	102.1	38	101.5	91	245.7
Perlis	44	92.6	87	209.8	17	45.9
Pulau Pinang	6	14.6	19	50.3	110	297.0
Sabah	0	0.0	0	0.0	6	16.2
Sarawak	708	2,663.5	569	2,516.4	596	2,698.5
Selangor	53	132.5	80	208.9	72	194.4
Terengganu	95	242.2	116	295.1	165	445.5
W.P. Kuala Lumpur*	13	31.3	8	21.6	75	202.5
W.P. Labuan	0	0.0	3	8.1	22	59.4
W.P.Putrajaya					5	13.5
<b>Jumlah/Total</b>	<b>1,149</b>	<b>3,768.4</b>	<b>1,196</b>	<b>4,137.6</b>	<b>1,578</b>	<b>5,345.7</b>

*Nota: Bagi tahun 2014 & 2015, pelaporan data bagi W.P. Kuala Lumpur adalah termasuk W.P. Putrajaya*  
*Note: For the year 2014 & 2015, reporting data for W.P. Kuala Lumpur is including W.P. Putrajaya*



**JADUAL 1.6 (b) : GERAN PELANCARAN MENGIKUT KUMPULAN ETNIK, 2014-2016**  
**Table 1.6 (b) : Launching Grants by Ethnic Group, 2014-2016**

<b>Kumpulan Etnik</b> <b>Ethnic Group</b>	<b>2014</b>		<b>2015</b>		<b>2016</b>	
	<b>Bil. Penerima</b> <b>No. of recipient</b>	<b>RM'000</b> <b>RM'000</b>	<b>Bil. Penerima</b> <b>No. of recipient</b>	<b>RM'000</b> <b>RM'000</b>	<b>Bil. Penerima</b> <b>No. of recipient</b>	<b>RM'000</b> <b>RM'000</b>
Melayu / Malay	679	2,077.6	836	2,577.6	1,163	3,595.0
Cina / Chinese	75	258.5	63	260.5	74	291.1
India / Indian	14	36.6	9	22.3	34	91.1
Psm / Psm (Peninsular natives)	-	0.0	-	0.0	1	2.7
Psb / Psb (Sabah natives)	-	0.0	-	0.0	7	18.9
Psw / Psw (Sarawak natives)	381	1,395.7	288	1,277.3	299	1,347.0
Lain-Lain / Others	-	0.0	-	0.0	-	0.0
<b>Jumlah/Total</b>	<b>1,149</b>	<b>3,768.4</b>	<b>1,196</b>	<b>4,137.6</b>	<b>1,578</b>	<b>5,345.7</b>

**JADUAL 1.6 (c) : GERAN PELANCARAN MENGIKUT KATEGORI PENERIMA, 2014-2016**  
**Table 1.6 (c) : Launching Grants by Category of Recipients, 2014-2016**

<b>Kategori Penerima</b> <b>Category of Recipient</b>	<b>2014</b>		<b>2015</b>		<b>2016</b>	
	<b>Bil. Penerima</b> <b>No. of recipient</b>	<b>RM'000</b> <b>RM'000</b>	<b>Bil. Penerima</b> <b>No. of recipient</b>	<b>RM'000</b> <b>RM'000</b>	<b>Bil. Penerima</b> <b>No. of recipient</b>	<b>RM'000</b> <b>RM'000</b>
OKU / PWD's	256	839.6	292	927.5	386	1,256.2
Ibu Tunggal / Single Mother	393	1,363.6	426	1,532.1	572	1,995.4
Bekas Pelatih Institusi JKM / Former Trainees of SWD institutes	0	0.0	0	0.0	0	0.0
Klien Bantuan / Clients Assistance	0	0.0	0	0.0	0	0.0
Lain-lain / Others	0	0.0	0	0.0	0	0.0
Orang Miskin / Poor People	500	1,565.3	478	1,678.0	620	2,094.2
<b>Jumlah/Total</b>	<b>1,149</b>	<b>3,768.4</b>	<b>1,196</b>	<b>4,137.6</b>	<b>1,578</b>	<b>5,345.7</b>

A large, stylized grey graphic of a human figure is positioned in the background. It consists of a circular head, a curved neck, and a large, sweeping shape representing the torso and limbs, all rendered in a uniform grey tone.

# **1.7. BANTUAN ALAT TIRUAN/ SOKONGAN (AT)**

*Financial Assistance Of Artificial /  
Assistive Devices*

**JADUAL 1.7 (a) : BANTUAN ALAT TIRUAN / SOKONGAN MENGIKUT NEGERI, 2014-2016**  
**Table 1.7 (a) : Financial Assistance of Artificial /Assistive Devices by State, 2014-2016**

Negeri State	2014		2015		2016	
	Bil. Penerima No. of recipient	RM'000 RM'000	Bil. Penerima No. of recipient	RM'000 RM'000	Bil. Penerima No. of recipient	RM'000 RM'000
Johor	252	553.5	187	388.0	93	196.5
Kedah	38	15.8	163	352.7	166	152.7
Kelantan	102	105.9	69	48.9	91	86.1
Melaka	0	0.0	0	0.0	0	0.0
Negeri Sembilan	137	268.7	186	419.5	214	512.4
Pahang	14	18.6	12	54.9	12	51.7
Perak	51	130.2	41	84.3	8	6.2
Perlis	462	173.7	98	52.9	147	69.2
Pulau Pinang	30	58.8	34	68.3	31	16.2
Sabah	159	224.9	126	144.4	87	87.4
Sarawak	200	345.3	171	335.8	157	400.8
Selangor	191	450.0	157	328.8	123	308.8
Terengganu	131	227.7	114	260.5	110	233.2
W.P. Kuala Lumpur*	56	165.1	49	168.1	76	277.5
W.P. Labuan	7	9.4	5	22.3	6	21.9
W.P.Putrajaya					2	5.3
<b>Jumlah/Total</b>	<b>1,830</b>	<b>2,747.6</b>	<b>1,412</b>	<b>2,729.4</b>	<b>1,323</b>	<b>2,425.8</b>

Nota: Bagi tahun 2014 & 2015, pelaporan data bagi W.P. Kuala Lumpur adalah termasuk W.P. Putrajaya  
 Note: For the year 2014 & 2015, reporting data for W.P. Kuala Lumpur is including W.P. Putrajaya

**JADUAL 1.7 (b) : BANTUAN ALAT TIRUAN / SOKONGAN MENGIKUT KUMPULAN ETNIK, 2014-2016**  
**Table 1.7 (b) : Financial Assistance of Artificial /Assistive Devices by Ethnic Group, 2014-2016**

Kumpulan Etnik <i>Ethnic Group</i>	2014		2015		2016	
	Bil. Penerima <i>No. of recipient</i>	RM'000 <i>RM'000</i>	Bil. Penerima <i>No. of recipient</i>	RM'000 <i>RM'000</i>	Bil. Penerima <i>No. of recipient</i>	RM'000 <i>RM'000</i>
Melayu / <i>Malay</i>	1,216	1,581.1	881	1,610.9	868	1,369.7
Cina / <i>Chinese</i>	178	424.9	174	461.8	161	382.7
India / <i>Indian</i>	145	335.9	138	352.4	120	256.2
Psm / Psm ( <i>Peninsular natives</i> )	1	0.3	3	6.1	-	0.0
Psb / Psb ( <i>Sabah natives</i> )	153	218.0	129	154.9	55	61.0
Psw / Psw ( <i>Sarawak natives</i> )	132	181.4	82	137.2	113	335.3
Lain-Lain / <i>Others</i>	5	6.0	5	6.2	6	20.9
<b>Jumlah/Total</b>	<b>1,830</b>	<b>2,747.6</b>	<b>1,412</b>	<b>2,729.4</b>	<b>1,323</b>	<b>2,425.8</b>

**JADUAL 1.7 (c) : BANTUAN ALAT TIRUAN / SOKONGAN MENGIKUT JENIS ALAT TIRUAN, 2014-2016**  
**Table 1.7 (c) : Financial Assistance of Artificial /Assistive Devices by Type of Artificial Limbs, 2014-2016**

Alat Tiruan <i>Artificial Limb</i>	2014		2015		2016	
	Bil. Penerima <i>No. of recipient</i>	RM'000 <i>RM'000</i>	Bil. Penerima <i>No. of recipient</i>	RM'000 <i>RM'000</i>	Bil. Penerima <i>No. of recipient</i>	RM'000 <i>RM'000</i>
Alat pendengaran / <i>Hearing aids</i>	314	898.9	358	1,140.0	298	975.6
Kaki palsu / <i>Artificial legs</i>	197	864.6	162	666.9	114	547.3
Lengan palsu / <i>Artificial arm</i>	14	92.8	12	66.2	5	42.0
Kalipers / <i>Calipers</i>	16	45.4	23	29.2	14	5.5
Kerusi roda / <i>Wheelchairs</i>	845	541.1	596	514.1	554	380.9
Tongkat / <i>Walking sticks</i>	56	12.3	39	3.7	39	3.9
Tongkat ketiak / <i>Crutches</i>	0	0.0	0	0.0	0	0.0
Lain-lain / <i>Others</i>	388	292.6	222	309.2	299	470.5
<b>Jumlah/Total</b>	<b>1,830</b>	<b>2,747.6</b>	<b>1,412</b>	<b>2,729.4</b>	<b>1,323</b>	<b>2,425.8</b>

A large, stylized grey graphic of a person's head and shoulders, rendered in a minimalist, rounded style. The head is a circle, and the shoulders are two large, curved shapes that meet at the neck. The graphic is positioned in the upper left and center of the slide.

## **1.8. ELAUN PERANTIS**

*Apperantices Allowances*

**JADUAL 1.8 (a) : ELAUN PERANTIS MENGIKUT NEGERI, 2014 - 2016**  
**Table 1.8 (a) : Apperantices Allowance by State, 2014-2016**

Negeri State	2014		2015		2016	
	Bil. Penerima No. of recipient	RM'000 RM'000	Bil. Penerima No. of recipient	RM'000 RM'000	Bil. Penerima No. of recipient	RM'000 RM'000
Johor	35	88.2	27	69.2	22	60.4
Kedah	25	118.4	8	79.9	0	46.2
Kelantan	2	9.0	4	15.4	2	16.4
Melaka	3	8.8	4	9.6	3	6.2
Negeri Sembilan	15	38.6	17	33.8	10	32.2
Pahang	1	2.4	0	1.4	0	0.0
Perak	18	43.8	26	58.0	29	67.2
Perlis	19	99.5	20	134.6	20	172.4
Pulau Pinang	0	0.0	0	0.0	2	21.6
Sabah	0	6.6	0	0.0	0	0.0
Sarawak	3	508.2	1	3.0	1	3.9
Selangor	39	110.3	33	108.4	30	101.5
Terengganu	15	103.1	12	75.6	14	71.0
W.P. Kuala Lumpur*	3	7.6	7	11.5	3	13.4
W.P. Labuan	0	0.0	0	0.0	0	0.0
W.P.Putrajaya					0	0.0
<b>Jumlah/Total</b>	<b>178</b>	<b>1,144.4</b>	<b>159</b>	<b>600.4</b>	<b>136</b>	<b>612.3</b>

Nota: Bagi tahun 2014 & 2015, pelaporan data bagi W.P. Kuala Lumpur adalah termasuk W.P. Putrajaya  
 Note: For the year 2014 & 2015, reporting data for W.P. Kuala Lumpur is including W.P. Putrajaya



**JADUAL 1.8 (b) : ELAUN PERANTIS MENGIKUT KUMPULAN ETNIK, 2014 - 2016**  
**Table 1.8 (b) : Apperantices Allowance by Ethnic Group, 2014-2016**

<b>Kumpulan Etnik</b> <b><i>Ethnic Group</i></b>	<b>2014</b>		<b>2015</b>		<b>2016</b>	
	<b>Bil. Penerima</b> <b><i>No. of recipient</i></b>	<b>RM'000</b> <b><i>RM'000</i></b>	<b>Bil. Penerima</b> <b><i>No. of recipient</i></b>	<b>RM'000</b> <b><i>RM'000</i></b>	<b>Bil. Penerima</b> <b><i>No. of recipient</i></b>	<b>RM'000</b> <b><i>RM'000</i></b>
Melayu / <i>Malay</i>	169	614.3	154	579.4	130	598.7
Cina / <i>Chinese</i>	1	14.4	-	2.7	1	1.8
India / <i>Indian</i>	8	18.5	4	16.5	4	9.5
Psm / Psm ( <i>Peninsular natives</i> )	-	0.0	-	0.0	-	0.0
Psb / Psb ( <i>Sabah natives</i> )	-	6.6	-	0.0	-	0.0
Psw / Psw ( <i>Sarawak natives</i> )	-	490.6	1	1.8	1	2.4
Lain-Lain / <i>Others</i>	-	0.0	-	0.0	-	0.0
<b>Jumlah/Total</b>	<b>178</b>	<b>1,144.4</b>	<b>159</b>	<b>600.4</b>	<b>136</b>	<b>612.3</b>



A large, light gray, stylized graphic of a human figure is positioned in the background. It consists of a circular head, a curved line for the torso, and a long, sweeping line for the legs, all rendered in a minimalist, abstract style.

# **1.9. BANTUAN PENJAGAAN OKU TERLANTAR/ PESAKIT KRONIK TERLANTAR (BPT)**

*Financial Assistance for  
Carer of the Bed-Ridden  
PWD's/ Chronically Ill Patients*

**JADUAL 1.9 (a) : BANTUAN PENJAGAAN OKU TERLANTAR/ PESAKIT KRONIK TERLANTAR (BPT) MENGIKUT NEGERI, 2014-2016**  
**Table 1.9 (a) : Financial Assistance for Carer of the Bed-Ridden PWD's/Chronically Ill Patients by State, 2014-2016**

Negeri State	2014		2015		2016	
	Bil. Penerima No. of recipient	RM'000 RM'000	Bil. Penerima No. of recipient	RM'000 RM'000	Bil. Penerima No. of recipient	RM'000 RM'000
Johor	3,420	12,580.2	3,194	12,166.2	2,857	10,891.6
Kedah	3,615	13,166.5	3,427	13,039.1	3,054	12,489.8
Kelantan	2,429	8,796.0	2,303	8,652.4	2,388	8,554.7
Melaka	1,177	4,398.3	1,123	4,101.0	1,007	4,055.4
Negeri Sembilan	909	3,264.3	923	3,265.7	956	3,381.3
Pahang	1,992	7,048.0	2,030	7,269.0	1,987	7,196.7
Perak	2,627	9,367.5	2,383	8,784.6	2,314	8,554.8
Perlis	656	2,639.7	685	2,427.3	626	2,262.3
Pulau Pinang	1,231	4,360.2	1,090	4,142.7	959	3,753.9
Sabah	2,680	9,598.0	2,432	8,774.4	1,963	8,116.3
Sarawak	2,791	7,558.1	2,058	7,711.0	2,107	7,351.2
Selangor	2,509	8,024.2	2,154	8,151.3	2,041	7,589.1
Terengganu	1,429	5,019.6	1,532	5,240.5	1,461	5,420.7
W.P. Kuala Lumpur*	556	1,850.7	616	2,115.6	438	2,025.9
W.P. Labuan	25	112.8	28	96.3	32	96.0
W.P.Putrajaya					3	16.8
<b>Jumlah/Total</b>	<b>28,046</b>	<b>97,783.9</b>	<b>25,978</b>	<b>95,937.1</b>	<b>24,193</b>	<b>91,756.3</b>

*Nota: Bagi tahun 2014 & 2015, pelaporan data bagi W.P. Kuala Lumpur adalah termasuk W.P. Putrajaya*  
*Note: For the year 2014 & 2015, reporting data for W.P. Kuala Lumpur is including W.P. Putrajaya*

**JADUAL 1.9 (b) : BANTUAN PENJAGAAN OKU TERLANTAR/ PESAKIT KRONIK TERLANTAR (BPT) MENGIKUT KUMPULAN ETNIK, 2014-2016**

**Table 1.9 (b) : Financial Assistance for Carer of the Bed-Ridden PWD's/Chronically Ill Patients by Ethnic Group, 2014-2016**

Kumpulan Etnik <i>Ethnic Group</i>	2014		2015		2016	
	Bil. Penerima <i>No. of recipient</i>	RM'000 <i>RM'000</i>	Bil. Penerima <i>No. of recipient</i>	RM'000 <i>RM'000</i>	Bil. Penerima <i>No. of recipient</i>	RM'000 <i>RM'000</i>
Melayu / <i>Malay</i>	16,767	59,366.0	15,680	58,144.6	14,866	55,446.3
Cina / <i>Chinese</i>	4,271	14,805.8	4,007	14,651.5	3,637	13,904.9
India / <i>Indian</i>	2,774	9,589.6	2,607	9,608.7	2,421	9,262.8
Psm / Psm ( <i>Peninsular natives</i> )	81	291.3	80	298.2	82	308.4
Psb / Psb ( <i>Sabah natives</i> )	2,177	7,648.8	1,850	6,780.6	1,472	6,334.5
Psw / Psw ( <i>Sarawak natives</i> )	1,611	4,689.2	1,221	4,700.0	1,226	4,293.3
Lain-Lain / <i>Others</i>	365	1,393.4	533	1,753.5	489	2,206.2
<b>Jumlah/Total</b>	<b>28,046</b>	<b>97,783.9</b>	<b>25,978</b>	<b>95,937.1</b>	<b>24,193</b>	<b>91,756.3</b>



A large, light gray watermark of a stylized human figure is centered on the page. The figure consists of a circular head, a rounded torso, and a long, curved tail-like shape extending downwards and to the left.

## **1.10. BANTUAN OKU TIDAK BERUPAYA BEKERJA (BTB)**

*Financial Assistance For PWD's  
Incapable Of Work*

**JADUAL 1.10 (a) : BANTUAN OKU TIDAK BERUPAYA BEKERJA (BTB) MENGIKUT NEGERI, 2014 - 2016**  
**Table 1.10 (a) : Financial Assistance for PWD's Incapable of Work by State, 2014-2016**

Negeri State	2014		2015		2016	
	Bil. Penerima No. of recipient	RM'000 RM'000	Bil. Penerima No. of recipient	RM'000 RM'000	Bil. Penerima No. of recipient	RM'000 RM'000
Johor	6,447	11,016.9	6,933	16,118.6	6,916	16,760.6
Kedah	4,273	7,244.8	4,484	10,382.3	4,271	10,965.1
Kelantan	4,328	6,993.4	4,892	10,951.2	5,323	12,256.0
Melaka	1,971	3,466.8	2,136	4,926.2	2,310	5,373.2
Negeri Sembilan	1,981	3,391.4	2,319	5,243.6	2,614	5,906.4
Pahang	2,808	4,966.3	3,077	7,086.4	3,392	7,915.8
Perak	5,555	9,552.0	5,773	13,755.6	6,141	14,502.1
Perlis	524	952.8	573	1,316.2	651	1,630.4
Pulau Pinang	2,036	3,601.1	2,225	5,201.2	1,920	5,411.0
Sabah	223	377.7	280	604.1	369	709.9
Sarawak	5,070	7,321.6	5,355	11,928.1	6,059	16,829.8
Selangor	5,810	8,487.4	6,107	13,606.2	6,917	15,725.6
Terengganu	1,989	3,379.4	2,209	4,885.8	2,361	5,480.0
W.P. Kuala Lumpur*	1,227	1,940.6	1,589	3,420.0	1,519	3,820.6
W.P. Labuan	81	148.7	86	197.4	91	293.1
W.P.Putrajaya					58	131.4
<b>Jumlah/Total</b>	<b>44,323</b>	<b>72,840.6</b>	<b>48,038</b>	<b>109,622.7</b>	<b>50,912</b>	<b>123,710.7</b>

*Nota: Bagi tahun 2014 & 2015, pelaporan data bagi W.P. Kuala Lumpur adalah termasuk W.P. Putrajaya*  
*Note: For the year 2014 & 2015, reporting data for W.P. Kuala Lumpur is including W.P. Putrajaya*



**JADUAL 1.10 (b) : BANTUAN OKU TIDAK BERUPAYA BEKERJA (BTB) MENGIKUT KUMPULAN ETNIK, 2014 - 2016**  
**Table 1.10 (b) : Financial Assistance for PWD's Incapable of Work by Ethnic Group, 2014-2016**

Kumpulan Etnik <i>Ethnic Group</i>	2014		2015		2016	
	Bil. Penerima <i>No. of recipient</i>	RM'000 <i>RM'000</i>	Bil. Penerima <i>No. of recipient</i>	RM'000 <i>RM'000</i>	Bil. Penerima <i>No. of recipient</i>	RM'000 <i>RM'000</i>
Melayu / Malay	26,311	43,937.8	28,602	65,515.7	30,233	72,501.9
Cina / Chinese	8,935	14,874.0	9,567	22,064.5	10,129	24,551.9
India / Indian	5,847	9,291.0	6,336	14,383.7	6,521	15,968.0
Psm / Psm ( <i>Peninsular natives</i> )	92	157.1	118	254.3	135	312.4
Psb / Psb ( <i>Sabah natives</i> )	206	342.8	245	534.2	303	658.8
Psw / Psw ( <i>Sarawak natives</i> )	2,800	4,008.0	2,916	6,365.5	3,291	9,016.3
Lain-Lain / <i>Others</i>	132	230.0	254	504.8	300	701.5
<b>Jumlah/Total</b>	<b>44,323</b>	<b>72,840.6</b>	<b>48,038</b>	<b>109,622.7</b>	<b>50,912</b>	<b>123,710.7</b>





## **2. KANAK-KANAK YANG MEMERLUKAN PERLINDUNGAN DAN PEMULIHAN**

*Children In Need Of Protection And  
Rehabilitation*

**JADUAL 2.1 : KANAK-KANAK YANG MEMERLUKAN PERLINDUNGAN DAN PEMULIHAN MENGIKUT NEGERI DAN JANTINA, 2016**

*Table 2.1 : Children In Need of Protection and Rehabilitation by State and Sex, 2016*

Negeri / State	Jantina / Gender		Jumlah / Total
	L / M	P / F	
Johor	0	35	<b>35</b>
Kedah	0	59	<b>59</b>
Kelantan	0	4	<b>4</b>
Melaka	0	4	<b>4</b>
Negeri Sembilan	0	8	<b>8</b>
Pahang	0	10	<b>10</b>
Perak	0	23	<b>23</b>
Perlis	0	1	<b>1</b>
Pulau Pinang	0	10	<b>10</b>
Sabah	0	41	<b>41</b>
Sarawak	0	6	<b>6</b>
Selangor	1	33	<b>34</b>
Terengganu	0	7	<b>7</b>
W.P. Kuala Lumpur	0	0	<b>0</b>
W.P. Labuan	0	0	<b>0</b>
<b>Jumlah / Total</b>	<b>1</b>	<b>241</b>	<b>242</b>

## JADUAL 2.2 : KANAK-KANAK YANG MEMERLUKAN PERLINDUNGAN DAN PEMULIHAN MENGIKUT KUMPULAN ETNIK DAN JANTINA, 2016

Table 2.2 : Children In Need of Protection and Rehabilitation by Ethnic Group and Sex, 2016

Negeri State	Melayu / Malay			Cina / Chinese			India / Indian			PSm			PSb			PSw			Lain-lain / Others			Jumlah / Total		
	L	P	Jum	L	P	Jum	L	P	Jum	L	P	Jum	L	P	Jum	L	P	Jum	L	P	Jum	L	P	Jum
	M	F	Total	M	F	Total	M	F	Total	M	F	Total	M	F	Total	M	F	Total	M	F	Total	M	F	Total
Johor	0	34	34	0	0	0	0	0	0	1	1	0	0	0	0	0	0	0	0	0	0	0	35	35
Kedah	0	57	57	0	1	1	0	1	1	0	0	0	0	0	0	0	0	0	0	0	0	0	59	59
Kelantan	0	4	4	0	0	0	0	0	0	0	0	0	0	0	0	0	0	0	0	0	0	0	4	4
Melaka	0	2	2	0	1	1	0	1	1	0	0	0	0	0	0	0	0	0	0	0	0	0	4	4
Negeri																								
Sembilan	0	4	4	0	0	0	0	1	1	0	0	0	0	0	0	0	0	0	0	3	3	0	8	8
Pahang	0	10	10	0	0	0	0	0	0	0	0	0	0	0	0	0	0	0	0	0	0	0	10	10
Perak	0	21	21	0	1	1	0	1	1	0	0	0	0	0	0	0	0	0	0	0	0	0	23	23
Perlis	0	1	1	0	0	0	0	0	0	0	0	0	0	0	0	0	0	0	0	0	0	0	1	1
Pulau Pinang	0	2	2	0	0	0	0	1	1	0	0	0	7	7	0	0	0	0	0	0	0	0	10	10
Sabah	0	0	0	0	0	0	0	0	0	0	0	0	41	41	0	0	0	0	0	0	0	0	41	41
Sarawak	0	2	2	0	0	0	0	0	0	0	0	0	0	0	0	4	4	0	0	0	0	0	6	6
Selangor	1	31	32	0	1	1	0	1	1	0	0	0	0	0	0	0	0	0	0	0	0	1	33	34
Terengganu	0	7	7	0	0	0	0	0	0	0	0	0	0	0	0	0	0	0	0	0	0	0	7	7
W.P.	0	0	0	0	0	0	0	0	0	0	0	0	0	0	0	0	0	0	0	0	0	0	0	0
Kuala Lumpur																								
W.P. Labuan	0	0	0	0	0	0	0	0	0	0	0	0	0	0	0	0	0	0	0	0	0	0	0	0
<b>Jumlah / Total</b>	<b>1</b>	<b>175</b>	<b>176</b>	<b>0</b>	<b>4</b>	<b>4</b>	<b>0</b>	<b>6</b>	<b>6</b>	<b>0</b>	<b>1</b>	<b>1</b>	<b>0</b>	<b>48</b>	<b>48</b>	<b>0</b>	<b>4</b>	<b>4</b>	<b>0</b>	<b>3</b>	<b>3</b>	<b>1</b>	<b>241</b>	<b>242</b>

## JADUAL 2.3 : KANAK-KANAK YANG MEMERLUKAN PELINDUNGAN DAN PEMULIHAN MENGIKUT JENIS KES DAN JANTINA, 2016

**Table 2.3 : Children In Need of Protection and Rehabilitation by Type of Cases and Sex, 2016**

Jenis Kes / Type of Case	Jantina / Gender		Jumlah / Total
	L / M	P / F	
Kanak-kanak yang memerlukan perlindungan dan pemulihan / <i>Children in need of protection and rehabilitation</i>			
(a) Seksyen 38 (a) / Section 38 (a)	0	30	<b>30</b>
(b) Seksyen 38 (b) / Section 38 (b)	0	0	<b>0</b>
(c) Seksyen 38 (c) / Section 38 (c)	0	0	<b>0</b>
Memindahkan kanak-kanak ke tempat perlindungan / <i>Transfer of children to place of refugees</i>			
(a) Seksyen 39 (1) / Section 39 (1)	0	1	<b>1</b>
(b) Seksyen 39 (2) / Section 39 (2)	0	0	<b>0</b>
(c) Seksyen 39 (3) / Section 39 (3)	0	0	<b>0</b>
(d) Seksyen 39 (4) (a) / Section 39 (4) (a)	0	0	<b>0</b>
(e) Seksyen 39 (4) (b) / Section 39 (4) (b)	0	0	<b>0</b>
(f) Seksyen 39 (5) / Section 39 (5)	0	0	<b>0</b>
(a) Seksyen 41 (2) (a) / Section 41 (2) (a)	0	31	<b>31</b>
(b) Seksyen 41 (2) (b) / Section 41 (2) (b)	0	17	<b>17</b>
(c) Seksyen 41 (2) (c) / Section 41 (2) (c)	0	1	<b>1</b>
(d) Seksyen 41 (2) (d) / Section 41 (2) (d)	1	161	<b>162</b>
<b>Jumlah / Total</b>	<b>1</b>	<b>241</b>	<b>242</b>

A large, stylized grey graphic of a person's head and shoulders, rendered in a minimalist, rounded style. The head is a circle, and the shoulders are two large, curved shapes that meet at the neck. The graphic is positioned on the left side of the slide, with the text overlaid on it.

### **3. KANAK-KANAK TERLIBAT JENAYAH**

*Children Involved In Crime*

**JADUAL 3.1 : KANAK-KANAK YANG TERLIBAT DENGAN JENAYAH MENGIKUT NEGERI DAN JANTINA, 2016**

**Table 3.1 : Children Involved In Crime by State and Sex, 2016**

Negeri / State	Jantina / Gender		Jumlah / Total
	L / M	P / F	
Johor	487	46	<b>533</b>
Kedah	373	18	<b>391</b>
Kelantan	435	7	<b>442</b>
Melaka	183	10	<b>193</b>
Negeri Sembilan	195	20	<b>215</b>
Pahang	356	18	<b>374</b>
Perak	268	8	<b>276</b>
Perlis	154	1	<b>155</b>
Pulau Pinang	297	16	<b>313</b>
Sabah	357	67	<b>424</b>
Sarawak	264	11	<b>275</b>
Selangor	729	35	<b>764</b>
Terengganu	72	0	<b>72</b>
W.P. Kuala Lumpur	397	21	<b>418</b>
W.P. Labuan	16	1	<b>17</b>
Putrajaya	24	0	<b>24</b>
<b>Jumlah / Total</b>	<b>4,607</b>	<b>279</b>	<b>4,886</b>

**JADUAL 3.2 : KANAK-KANAK YANG TERLIBAT DENGAN JENAYAH MENGIKUT KUMPULAN ETNIK DAN JANTINA, 2016**

**Table 3.2 : Children Involved In Crime by Ethnic Group and Sex, 2016**

Kumpulan Etnik / Ethnic Group	Jantina / Gender		Jumlah / Total
	L / M	P / F	
Melayu / Malay	3,272	157	<b>3,429</b>
Cina / Chinese	287	18	<b>305</b>
India / Indian	441	16	<b>457</b>
PSm / PSm ( Peninsular Natives)	12	0	<b>12</b>
PSb / PSb ( Sabah Natives)	249	25	<b>274</b>
PSw / PSw ( Sarawak Natives)	134	9	<b>143</b>
Lain-lain / Others	212	54	<b>266</b>
<b>Jumlah / Total</b>	<b>4,607</b>	<b>279</b>	<b>4,886</b>



**JADUAL 3.3 : KANAK-KANAK YANG TERLIBAT DENGAN JENYAH MENGIKUT JENIS KESALAHAN DAN JANTINA, 2016**  
**Table 3.3 : Children Involved In Crime by Type of Crimes and Sex, 2016**

<b>Jenis Kesalahan / Type of Crimes</b>	<b>Jantina / Gender</b>		<b>Jumlah / Total</b>
	<b>L / M</b>	<b>P / F</b>	
Bersabit dengan harta benda / <i>Property-related crimes</i>	1,655	58	<b>1,713</b>
Bersabit dengan orang / <i>People-related crimes</i>	649	4	<b>653</b>
Akta Kesalahan Kecil / <i>Minor Offence Act</i>	93	0	<b>93</b>
Melanggar Syarat Pengawasan / <i>Infringement of Supervision Terms</i>	12	0	<b>12</b>
Dadah / <i>Drug</i>	1,410	112	<b>1,522</b>
Judi / <i>Gamble</i>	37	3	<b>40</b>
Senjata/bahan api / <i>Weapon/Fire Arms</i>	45	3	<b>48</b>
Lalulintas / <i>Traffic</i>	235	5	<b>240</b>
Lari dari Sekolah Diluluskan / <i>Escape from an Approved School</i>	8	0	<b>8</b>
Lain-lain / <i>Others</i>	463	94	<b>557</b>
<b>Jumlah / Total</b>	<b>4,607</b>	<b>279</b>	<b>4,886</b>

**Lain-lain / Others**

Permohonan tidak terkawal / *Beyond Control Application*

Di bawah Akta Perikanan / *Under the Fisheries Act*

Merayau tanpa kad pengenalan / *Wanders without identification cards*

Masuk kawasan larangan / *In prohibited areas*

Memiliki bahan lucah / *Owned the pornographic material*

Di bawah Akta Pengangkutan / *Under the Transport Act*

Di bawah Akta Mencegah Rasuah / *Under the Anti-corruption Act*

Di bawah Akta Telekom / *Under the Telecom Act*

Di bawah Ordinan Keracunan / *Under the Poisoning Ordinance*

### JADUAL 3.4 : KANAK-KANAK YANG TERLIBAT DENGAN JENAYAH MENGIKUT JENIS KESALAHAN, KUMPULAN ETNIK DAN JANTINA, 2016

**Table 3.4 : Children Involved In Crime by Type of Crimes, Ethnic Group and Sex, 2016**

Jenis Kesalahan <i>Type of Crimes</i>	Melayu <i>Malay</i>		Cina <i>Chinese</i>		India <i>Indian</i>		PSm <i>PSm</i>		PSb <i>PSb</i>		PSw <i>PSw</i>		Lain-lain <i>Others</i>		Jumlah <i>Total</i>	
	L	P	L	P	L	P	L	P	L	P	L	P	L	P	L	P
	M	F	M	F	M	F	M	F	M	F	M	F	M	F	M	F
Bersabit dengan harta benda / <i>Property-related crimes</i>	1,222	43	49	5	168	8	8	0	112	0	54	1	42	1	<b>1,655</b>	<b>58</b>
Bersabit dengan orang / <i>People-related crimes</i>	460	4	62	0	88	0	2	0	20	0	9	0	8	0	<b>649</b>	<b>4</b>
Akta Kesalahan Kecil / <i>Minor Offence Act</i>	54	0	21	0	12	0	0	0	3	0	3	0	0	0	<b>93</b>	<b>0</b>
Melanggar Syarat Pengawasan / <i>Infringement of Supervision Terms</i>	8	0	1	0	3	0	0	0	0	0	0	0	0	0	<b>12</b>	<b>0</b>
Dadah / <i>Drug</i>	1,051	80	53	2	105	1	1	0	74	17	42	7	84	5	<b>1,410</b>	<b>112</b>
Judi / <i>Gamble</i>	3	1	29	2	1	0	1	0	0	0	2	0	1	0	<b>37</b>	<b>3</b>
Senjata/bahan api / <i>Weapon/Fire Arms</i>	27	0	5	1	5	0	0	0	0	0	1	0	7	2	<b>45</b>	<b>3</b>
Lalulintas / <i>Traffic</i>	166	4	28	1	10	0	0	0	12	0	15	0	4	0	<b>235</b>	<b>5</b>
Lari dari Sekolah Diluluskan / <i>Escape from an Approved School</i>	3	0	0	0	5	0	0	0	0	0	0	0	0	0	<b>8</b>	<b>0</b>
Lain-lain / <i>Others</i>	278	25	39	7	44	7	0	0	28	8	8	1	66	46	<b>463</b>	<b>94</b>
<b>Jumlah / Total</b>	<b>3,272</b>	<b>157</b>	<b>287</b>	<b>18</b>	<b>441</b>	<b>16</b>	<b>12</b>	<b>0</b>	<b>249</b>	<b>25</b>	<b>134</b>	<b>9</b>	<b>212</b>	<b>54</b>	<b>4,607</b>	<b>279</b>

### JADUAL 3.5 : KANAK-KANAK YANG TERLIBAT DENGAN JENAYAH MENGIKUT JENIS KESALAHAN, KUMPULAN UMUR DAN JANTINA, 2016

*Table 3.5 : Children Involved In Crime by Type of Crimes, Age Group and Sex, 2016*

Negeri	10 - 12 tahun / age			13 - 15 tahun / age			16 - 17 tahun / age			18 - 21 tahun / age			Jumlah / Total		
	L	P	Jum	L	P	Jum	L	P	Jum	L	P	Jum	L	P	Jum
State	M	F	Total	M	F	Total	M	F	Total	M	F	Total	M	F	Total
Bersabit dengan harta benda / <i>Property-related crimes</i>	31	6	37	460	13	473	1,133	35	1,168	37	2	39	1,661	56	1,717
Bersabit dengan orang / <i>People-related crimes</i>	6	0	6	139	1	140	484	8	492	28	0	28	657	9	666
Akta Kesalahan Kecil / <i>Minor Offence Act</i>	3	0	3	22	0	22	56	0	56	0	0	0	81	0	81
Melanggar Syarat Pengawasan / <i>Infringement of Supervision Terms</i>	0	0	0	1	0	1	8	0	8	3	0	3	12	0	12
Dadah / <i>Drug</i>	14	0	14	197	12	209	1,123	105	1,228	80	3	83	1,414	120	1,534
Judi / <i>Gamble</i>	0	0	0	3	1	4	31	2	33	1	0	1	35	3	38
Senjata/bahan api / <i>Weapon/ Fire Arms</i>	0	0	0	14	0	14	32	5	37	2	0	2	48	5	53
Lalulintas / <i>Traffic</i>	1	0	1	31	2	33	201	2	203	5	0	5	238	4	242
Lari dari Sekolah Diluluskan / <i>Escape from an Approved School</i>	2	0	2	1	0	1	7	0	7	0	0	0	10	0	10
Lain-lain / <i>Others</i>	5	0	5	72	6	78	351	68	419	23	8	31	451	82	533
<b>Jumlah / Total</b>	<b>62</b>	<b>6</b>	<b>68</b>	<b>940</b>	<b>35</b>	<b>975</b>	<b>3,426</b>	<b>225</b>	<b>3,651</b>	<b>179</b>	<b>13</b>	<b>192</b>	<b>4,607</b>	<b>279</b>	<b>4,886</b>

### JADUAL 3.6 : KANAK-KANAK YANG TERLIBAT DENGAN JENAYAH MENGIKUT KATEGORI MAHKAMAH, KUMPULAN ETNIK DAN JANTINA, 2016

*Table 3.6 : Children Involved In Crime by Categories of Court , Ethnic Group and Sex, 2016*

Peringkat Mahkamah <i>Court Level</i>	Melayu <i>Malay</i>		Cina <i>Chinese</i>		India <i>Indian</i>		PSm <i>PSm</i>		PSb <i>PSb</i>		PSw <i>PSw</i>		Lain-lain <i>Others</i>		Jumlah <i>Total</i>	
	L	P	L	P	L	P	L	P	L	P	L	P	L	P	L	P
	<i>M</i>	<i>F</i>	<i>M</i>	<i>F</i>	<i>M</i>	<i>F</i>	<i>M</i>	<i>F</i>	<i>M</i>	<i>F</i>	<i>M</i>	<i>F</i>	<i>M</i>	<i>F</i>	<i>M</i>	<i>F</i>
<i>Mahkamah Bagi Kanak-Kanak / Court for Children</i>																
(a) melalui pendakwaan / <i>Indictment</i>	3,010	139	246	17	355	9	13	0	212	33	125	8	180	40	<b>4,141</b>	<b>246</b>
(b) kes tidak terkawal / <i>Cases beyond control</i>	7	1	0	0	2	0	0	0	1	1	0	0	2	0	<b>12</b>	<b>2</b>
Mahkamah Majistret / <i>Magistrate Court</i>	243	22	28	0	62	1	0	0	27	0	7	1	35	4	<b>402</b>	<b>28</b>
Mahkamah Sesyen / <i>Sesyon Court</i>	31	0	7	0	6	1	0	0	0	0	0	0	0	0	<b>44</b>	<b>1</b>
Mahkamah Tinggi / <i>High Court</i>	2	1	2	0	1	0	0	0	0	0	0	0	3	1	<b>8</b>	<b>2</b>
<b>Jumlah / Total</b>	<b>3,293</b>	<b>163</b>	<b>283</b>	<b>17</b>	<b>426</b>	<b>11</b>	<b>13</b>	<b>0</b>	<b>240</b>	<b>34</b>	<b>132</b>	<b>9</b>	<b>220</b>	<b>45</b>	<b>4,607</b>	<b>279</b>

**JADUAL 3.7 : KANAK-KANAK YANG TERLIBAT DENGAN JENAYAH MENGIKUT PENJAGA, 2016**

**Table 3.7 : Children Involved In Crime by Type of Carers, 2016**

<b>Kawalan / Penjagaan Custodial / Guardianship</b>	<b>Bilangan Number</b>
Bersama ibubapa / <i>With parents</i>	3,106
Bersama ibu / ibu tunggal / <i>With mother / single mother</i>	635
Bersama bapa / duda / <i>with father / widower</i>	135
Bersama ibu dan bapa tiri / <i>With mother step father</i>	174
Bersama bapa dan ibu tiri / <i>With father and step mother</i>	70
Bersama datuk dan nenek / <i>With grandparents</i>	120
Bersama ahli keluarga terdekat / <i>With close family members</i>	175
Tinggal sendiri / <i>Staying alone</i>	26
Bersama kawan / <i>With friends</i>	106
Tidak menentu / lari dari rumah / <i>Unsure / Run-away from home</i>	9
Lain-Lain / <i>Others</i>	330
<b>Jumlah / Total</b>	<b>4,886</b>

**Lain-lain / Others**

Suami/adik-beradik / *Husband/siblings*

Ibubapa angkat/adik-beradik angkat / *Foster parents / foster siblings*

Pusat NGO / *NGO's centre*

**JADUAL 3.8 : KANAK-KANAK YANG TERLIBAT DENGAN JENAYAH MENGIKUT JENIS KEDIAMAN, 2016**

**Table 3.8 : Children Involved In Crime by Type of Residences, 2016**

<b>Kawasan Kediaman Residential Area</b>	<b>Bilangan Number</b>
Banglo / <i>Bungalow</i>	30
Kondo Mewah / <i>High-End Condomium</i>	9
Rumah Berkembar / <i>Semi-Detached House</i>	67
Rumah Teres / Berangkai / <i>Terrace House</i>	1,219
Rumah Pangsa / Kondo Rakyat / <i>Public Condomium</i>	831
Rumah Kampung / Rumah Panjang / <i>Long House</i>	2,037
Rumah Setinggalan (bandar) / <i>Squatter House (urban)</i>	125
Setinggalan Luar Bandar / <i>Squatter House (rural)</i>	48
Di Asrama Sekolah / Kolej / <i>Hostel in School / College</i>	26
Lain-Lain (Nyatakan) / <i>Others</i>	494
<b>Jumlah / Total</b>	<b>4,886</b>

**Lain-lain / Others**

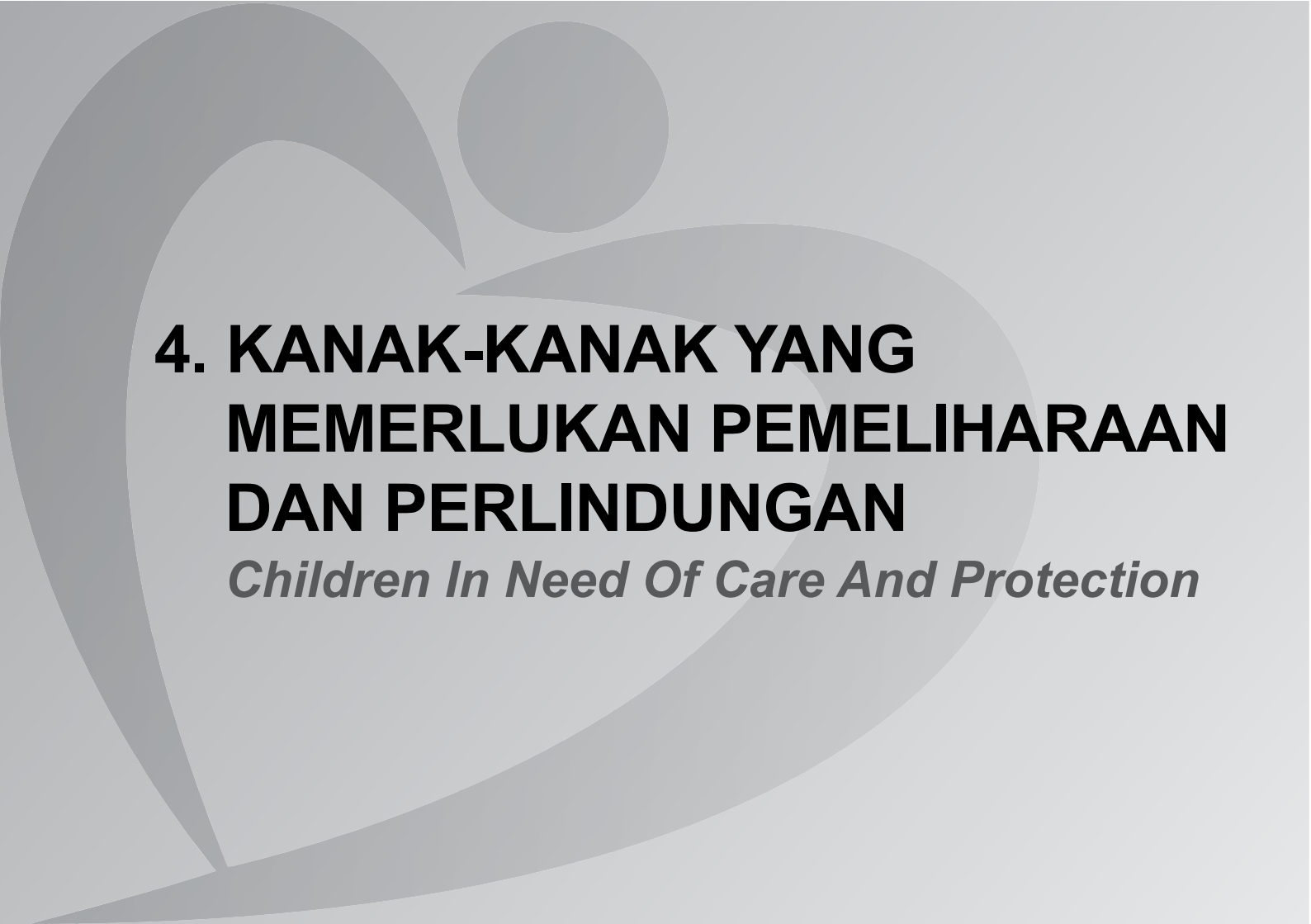
Institusi / *Institutions*

Rumah PPRT / apartment / rumah kedai / *PPRT houses / apartment / shop house*

Kuarters / felda / cluster / *Kuarters / felda / cluster*

Ladang / pondok / bilik / *Farm / kennel / room*





**4. KANAK-KANAK YANG  
MEMERLUKAN PEMELIHARAAN  
DAN PERLINDUNGAN**

*Children In Need Of Care And Protection*

**JADUAL 4.1 : KANAK-KANAK YANG MEMERLUKAN PEMELIHARAAN DAN PERLINDUNGAN MENGIKUT PERUJUK, 2016**  
**Table 4.1 : Children In Need of Care and Protection by Referrel, 2016**

<b>Tahun / Year</b> <b>Punca Rujukan / Refferel</b>	<b>Bil. Kes / No. of Cases</b>
Talian Kasih 15999 / <i>Talian Kasih 15999</i>	220
Polis / <i>Police</i>	154
Pengamal Perubatan Swasta / <i>Private Medical Centre</i>	33
Hospital Kerajaan / <i>Government Hospital</i>	2,886
Orang Awam / <i>Citizen</i>	626
Media / <i>Media</i>	59
PKMD / <i>PKMD</i>	226
Sekolah/ <i>School</i>	123
Tadika/TASKA/ <i>Kindergarten/Child Care Centre</i>	9
Ahli Keluarga / <i>Family</i>	429
Lain-lain (Nyatakan) / <i>Others</i>	217
<b>Jumlah / Total</b>	<b>4,982</b>

**Lain-lain / Others**

RKK / NGO / penjaga / *RKK / NGO / guardian*

Operasi / kaunseling / surat / *Operation / counselling / letter*

Mahkamah Tinggi dll / *High Court etc.*



**JADUAL 4.2 : KANAK-KANAK YANG MEMERLUKAN PEMELIHARAAN DAN PERLINDUNGAN MENGIKUT NEGERI DAN JANTINA, 2016**

**Table 4.2 : Children In Need of Care and Protection by State and Sex, 2016**

<b>Negeri /State</b>	<b>Jantina / Gender</b>		<b>Jumlah / Total</b>
	<b>L / M</b>	<b>P / F</b>	
Johor	99	126	<b>225</b>
Kedah	163	330	<b>493</b>
Kelantan	14	29	<b>43</b>
Melaka	50	63	<b>113</b>
Negeri Sembilan	83	177	<b>260</b>
Pahang	57	183	<b>240</b>
Perak	122	231	<b>353</b>
Perlis	17	57	<b>74</b>
Pulau Pinang	91	156	<b>247</b>
Sabah	48	66	<b>114</b>
Sarawak	101	150	<b>251</b>
Selangor	645	912	<b>1,557</b>
Terengganu	32	43	<b>75</b>
W.P. Kuala Lumpur	373	515	<b>888</b>
W.P. Labuan	4	6	<b>10</b>
W.P. Putrajaya	22	17	<b>39</b>
<b>Jumlah / Total</b>	<b>1,921</b>	<b>3,061</b>	<b>4,982</b>

**JADUAL 4.3 : KANAK-KANAK YANG MEMERLUKAN PEMELIHARAAN DAN PERLINDUNGAN MENGIKUT KUMPULAN ETNIK, JANTINA DAN JENIS KES, 2016**

**Table 4.3 : Children In Need of Care and Protection by Ethnic Group, Sex and Type of Cases, 2016**

Jenis Kes Type of Case	Melayu Malay		Cina Chinese		India Indian		PSm PSm		PSb PSb		PSw PSw		Lain-lain Others		Jumlah Total	
	L	P	L	P	L	P	L	P	L	P	L	P	L	P	L	P
	M	F	M	F	M	F	M	F	M	F	M	F	M	F	M	F
Sek. 17(1)(a) -																
i. Fizikal / Physical	302	264	76	40	94	93	0	0	13	7	17	8	7	8	509	420
ii. Emosi / Emotion	16	29	5	5	3	6	0	0	0	0	0	0	0	0	24	40
iii. Seksual / Sexual	12	317	2	35	3	28	0	3	0	20	2	4	0	17	19	424
Sek. 17(1)(b) -																
i. Fizikal / Physical	165	106	27	9	33	29	0	0	0	0	2	0	2	1	229	145
ii. Emosi / Emotion	9	14	3	2	0	3	0	0	0	0	1	0	0	2	13	21
iii. Seksual / Sexual	32	436	1	48	2	33	0	11	0	2	0	15	2	9	37	554
Sek. 17(1)(c)	29	291	2	38	5	55	0	1	0	3	1	6	1	6	38	400
Sek. 17(1)(d)	654	625	53	57	130	146	2	0	31	34	14	18	29	34	913	914
Sek. 17(1)(e) -																
i. Kanak-kanak tiada ibu/bapa/penjaga / Children without mother / father / guardian	26	31	1	0	5	4	0	0	2	0	1	0	7	7	42	42
ii. Kanak-kanak dibuang / Abandon children	14	16	0	0	0	1	0	0	0	6	0	1	13	10	27	34
Sek. 17(1)(f)	11	9	1	1	0	0	1	2	0	0	0	0	1	0	14	12
Sek. 17(1)(g)	1	9	1	0	0	0	0	0	0	0	0	0	0	0	2	9
Sek. 17(1)(h)	14	12	2	2	3	9	0	0	0	0	0	0	2	1	21	24
Sek. 17(1)(i)	2	2	0	0	1	0	0	0	6	0	0	0	0	0	9	2
Sek. 17(1)(j)	0	0	1	2	0	0	0	0	0	0	0	0	1	1	2	3
Sek. 17(1)(k)	15	11	1	0	2	1	0	0	0	0	0	0	4	5	22	17
<b>Jumlah / Total</b>	<b>1,302</b>	<b>2,172</b>	<b>176</b>	<b>239</b>	<b>281</b>	<b>408</b>	<b>3</b>	<b>17</b>	<b>52</b>	<b>72</b>	<b>38</b>	<b>52</b>	<b>69</b>	<b>101</b>	<b>1,921</b>	<b>3,061</b>

**JADUAL 4.4 : KANAK-KANAK YANG MEMERLUKAN PEMELIHARAAN DAN PERLINDUNGAN MENGIKUT KUMPULAN ETNIK DAN JANTINA, 2016**

**Table 4.4 : Children In Need of Care and Protection by Ethnic Group and Sex, 2016**

<b>Kumpulan Etnik / Ethnic Group</b>	<b>Jantina / Gender</b>		<b>Jumlah / Total</b>
	<b>L / M</b>	<b>P / F</b>	
Melayu / Malay	1,302	2,172	<b>3,474</b>
Cina / Chinese	176	239	<b>415</b>
India / Indian	281	408	<b>689</b>
PSm / PSm (Peninsular Natives)	3	17	<b>20</b>
PSb / PSb (Sabah Natives)	52	72	<b>124</b>
PSw / PSw (Sarawak Natives)	38	52	<b>90</b>
Lain-lain / Others	69	101	<b>170</b>
<b>Jumlah / Total</b>	<b>1,921</b>	<b>3,061</b>	<b>4,982</b>

**JADUAL 4.5 : KANAK-KANAK YANG MEMERLUKAN PEMELIHARAAN DAN PERLINDUNGAN MENGIKUT PELAKU, 2016**  
**Table 4.5 : Children In Need of Care and Protection by Perpetrator, 2016**

<b>Pelaku / Perpetrator</b>	<b>Bil. Kes / No. of Cases</b>		
Ibu / Mother	1,488		
Bapa / Father	975		
Ibu tiri / Stepmother	110		
Bapa tiri / Stepfather	155		
Adik-beradik tiri / Step siblings	21		
Adik beradik kandung / Siblings	28		
Saudara mara / Relatives	198		
Pengasuh / Caregivers	328		
Jiran / Neighbour	80		
Majikan / Employer	9		
Guru / Teacher	34		
Kekasih ibu / bapa / Mother / Father's partner	64		
Kenalan ahli keluarga / Known to family	35		
Kekasih kanak-kanak / Child's partner	599		
Bapa angkat / Foster father	141		
Ibu angkat / Foster mother	31		
Kawan / Friend	152		
Warga asing / Immigrant	42		
Tidak dikenali / Stranger	90		
Lain-lain / Others	402		
<b>Jumlah / Total</b>	<b>4,982</b>		
<b>Lain-lain / Others</b>			
Suami / Husband	Nenek / Grandma	Penjaga / Guardian	Abang ipar / Brother-in-law

## JADUAL 4.6 : KANAK-KANAK YANG MEMERLUKAN PEMELIHARAAN DAN PERLINDUNGAN MENGIKUT SEBAB PENGANIAYAAN, 2016

**Table 4.6 : Children In Need of Care and Protection by Cause of Abuse, 2016**

<b>Sebab Penganiayaan / Cause of Abuse</b>	<b>Bil. Kes / No. of Cases</b>
Perbalahan keluarga / <i>Family Dispute</i>	929
Kaki botol / Pemabuk / <i>Alcoholic</i>	97
Hyperaktif / <i>Hyperactive</i>	70
Dipelihara oleh orang lain semasa kecil / <i>Preserved by others during childhood</i>	131
Pendera juga mangsa dera / <i>Abuser were formerly abused</i>	16
Pendera alami masalah kesihatan mental / <i>Abuser suffered mental health problems</i>	97
Kaki judi / <i>Gambler</i>	29
Anak tiri/angkat anak orang lain / <i>Step child / Adopted child</i>	151
Kepercayaan karut/adat / <i>Superstition / tradition</i>	16
Penagih / <i>Addicts</i>	353
Kecuaian Ibu bapa/Penjaga / <i>Negligence of parents/guardian</i>	526
Masalah kewangan / <i>Financial problem</i>	528
Anak tidak sah taraf / <i>Illegitimate child</i>	216
Terlibat dengan jenayah / <i>Involved in crimes</i>	102
Gila seks / <i>Sex Crazy</i>	60
Bayi/kanak-kanak cacat / <i>Baby / child with disabilities</i>	25
Mengikut teman lelaki / <i>Followed boyfriend</i>	728
Tidak diketahui / <i>Unknown</i>	403
Lain-lain / <i>Others</i>	505
<b>Jumlah / Total</b>	<b>4,982</b>

### Lain-lain / Others

Kediaman tidak selesa / *Uncomfortable residential*

Kanak-kanak nakal / *Naughty child*

Panas baran / *Hot temper*

Ibu berkahwin lain / *Mother remarried*

**JADUAL 4.7 : KANAK-KANAK YANG MEMERLUKAN PEMELIHARAAN DAN PERLINDUNGAN MENGIKUT JENIS PEKERJAAN PENJAGA, 2016**

**Table 4.7 : Children In Need of Care and Protection by Type of Carer Occupations, 2016**

<b>Jenis Pekerjaan / Type of Occupations</b>	<b>Bil. Kes / No. of Cases</b>
Surirumah / Housewife	756
Pengasuh / pembantu rumah / Caregivers / Maid	224
Kakitangan Kerajaan / Government Servant	253
Kakitangan Swasta / Private Sector Worker	909
Pekerja Kilang / Factory Worker	236
Pekerja Sambilan / Part-time Worker	204
Ahli Perniagaan / Bussinesman	185
Pekerja Kampung / Village Worker	336
Penganggur / Unemployed	449
Ahli Profesional / Professional	46
Pelajar / Students	138
Tidak diketahui / Unknown	532
Lain-lain / Others	714
<b>Jumlah / Total</b>	<b>4,982</b>

**Lain-lain / Others**

Berniaga / Dealing

Buruh / Labour

Pembantu kedai / Shop assistant

Bekerja sendiri / Self-employed



# **5. PENDAFTARAN PENGANGKATAN DAN PENGANGKATAN**

*Registration of Adoption and Adoption*

**JADUAL 5.1 : PERMOHONAN PENDAFTARAN PENGANGKATAN MELALUI JABATAN PENDAFTARAN NEGARA (JPN) DAN PERMOHONAN PENGANGKATAN MELALUI MAHKAMAH, 2016**

**Table 5.1 : Application for Registration of Adoption through The National Registration Department of Malaysia and Application for Legal Adoption through The Courts, 2016**

<b>Negeri State</b>	<b>Permohonan Melalui JPN Application Through JPN</b>	<b>Permohonan Melalui Mahkamah Application Through Court</b>	<b>Jumlah Total</b>
Johor	167	17	<b>184</b>
Kedah	146	29	<b>175</b>
Kelantan	52	4	<b>56</b>
Melaka	108	37	<b>145</b>
Negeri Sembilan	143	51	<b>194</b>
Pahang	83	18	<b>101</b>
Perak	172	64	<b>236</b>
Perlis	20	4	<b>24</b>
Pulau Pinang	46	36	<b>82</b>
Sabah	21	13	<b>34</b>
Sarawak	0	0	<b>0</b>
Selangor	607	329	<b>936</b>
Terengganu	5	0	<b>5</b>
W.P. Kuala Lumpur	95	58	<b>153</b>
W.P. Labuan	13	16	<b>29</b>
W.P. Putrajaya	0	0	<b>0</b>
<b>Jumlah / Total</b>	<b>1,678</b>	<b>676</b>	<b>2,354</b>



A large, stylized grey graphic of a person's head and shoulders, rendered in a minimalist, rounded style. The head is a circle, and the shoulders are broad, sweeping curves that frame the text.

## **6. KANAK-KANAK TIDAK TERKAWAL**

*Children Beyond Control*

**JADUAL 6.1 : KANAK-KANAK TIDAK TERKAWAL MENGIKUT NEGERI DAN JANTINA, 2016****Table 6.1 : Children Beyond Control by State and Sex, 2016**

<b>Negeri / State</b>	<b>Jantina / Gender</b>		<b>Jumlah / Total</b>
	<b>L / M</b>	<b>P / F</b>	
Johor	6	9	<b>15</b>
Kedah	10	20	<b>30</b>
Kelantan	7	16	<b>23</b>
Melaka	8	15	<b>23</b>
Negeri Sembilan	11	11	<b>22</b>
Pahang	12	21	<b>33</b>
Perak	3	17	<b>20</b>
Perlis	4	5	<b>9</b>
Pulau Pinang	18	23	<b>41</b>
Sabah	37	59	<b>96</b>
Sarawak	21	33	<b>54</b>
Selangor	22	45	<b>67</b>
Terengganu	4	1	<b>5</b>
W. P Kuala Lumpur	6	12	<b>18</b>
W. P Labuan	0	0	<b>0</b>
<b>Jumlah / Total</b>	<b>169</b>	<b>287</b>	<b>456</b>

**JADUAL 6.2 : KANAK-KANAK TIDAK TERKAWAL MENGIKUT KUMPULAN ETNIK DAN JANTINA, 2016**  
**Table 6.2 : Children Beyond Control by Ethnic Group and Sex, 2016**

<b>Kumpulan Etnik / Ethnic Group</b>	<b>Jantina / Gender</b>		<b>Jumlah / Total</b>
	<b>L / M</b>	<b>P / F</b>	
Melayu / Malay	96	190	<b>286</b>
Cina / Chinese	6	14	<b>20</b>
India / Indian	23	13	<b>36</b>
PSm / PSm (Peninsular Natives)	0	2	<b>2</b>
PSb / PSb (Sabah Natives)	38	33	<b>71</b>
PSw / PSw (Sarawak Natives)	6	17	<b>23</b>
Lain-lain / Others	0	18	<b>18</b>
<b>Jumlah / Total</b>	<b>169</b>	<b>287</b>	<b>456</b>



A large, light gray, stylized graphic of a person with their arms raised in a gesture of celebration or achievement, set against a light gray background. The figure is composed of simple, rounded shapes.

# **7. PERINTAH KHIDMAT MASYARAKAT (PKM)**

*Community Service Order (CSO)*

**JADUAL 7.1 : BILANGAN KES BARU PESALAH MUDA MENGIKUT NEGERI DAN JANTINA, 2016****Table 7.1 : Cases of Youth Offenders by State and Sex, 2016**

<b>Negeri / State</b>	<b>Jantina / Gender</b>		<b>Jumlah / Total</b>
	<b>L / M</b>	<b>P / F</b>	
Johor	11	2	<b>13</b>
Kedah	67	6	<b>73</b>
Kelantan	16	0	<b>16</b>
Melaka	90	1	<b>91</b>
Negeri Sembilan	66	3	<b>69</b>
Pahang	40	2	<b>42</b>
Perak	113	4	<b>117</b>
Perlis	12	1	<b>13</b>
Pulau Pinang	166	6	<b>172</b>
Sabah	33	2	<b>35</b>
Sarawak	179	13	<b>192</b>
Selangor	442	13	<b>455</b>
Terengganu	16	0	<b>16</b>
W. P Kuala Lumpur	218	10	<b>228</b>
W. P Labuan	19	0	<b>19</b>
W.P. Putrajaya	29	2	<b>31</b>
<b>Jumlah / Total</b>	<b>1,517</b>	<b>65</b>	<b>1,582</b>

**JADUAL 7.2 : BILANGAN KES BARU PESALAH MUDA MENGIKUT KUMPULAN ETNIK DAN JANTINA, 2016**  
**Table 7.2 : Cases of Youth Offenders by Ethnic Group and Sex, 2016**

<b>Kumpulan Etnik / Ethnic Group</b>	<b>Jantina / Gender</b>		<b>Jumlah / Total</b>
	<b>L / M</b>	<b>P / F</b>	
Melayu / Malay	1,130	42	<b>1,172</b>
Cina / Chinese	84	4	<b>88</b>
India / Indian	161	8	<b>169</b>
PSm / PSm (Peninsular Natives)	3	0	<b>3</b>
PSb / PSb (Sabah Natives)	36	1	<b>37</b>
PSw / PSw (Sarawak Natives)	74	7	<b>81</b>
Lain-lain / Others	22	0	<b>22</b>
Bukan warganegara / Non-citizen	7	3	<b>10</b>
<b>Jumlah / Total</b>	<b>1,517</b>	<b>65</b>	<b>1,582</b>

### JADUAL 7.3 : BILANGAN KES BARU PESALAH MUDA MENGIKUT JENIS KESALAHAN, KUMPULAN ETNIK DAN JANTINA, 2016

*Table 7.3 : Cases of Youth Offenders by Type of Offences, Ethnic Group and Sex, 2016*

Jenis Kesalahan <i>Types of Offence</i>	Melayu <i>Malay</i>		Cina <i>Chinese</i>		India <i>Indian</i>		PSm <i>PSm</i>		PSb <i>PSb</i>		PSw <i>PSw</i>		Lain-lain <i>Others</i>		BW <i>Non-citizen</i>		Jumlah <i>Total</i>	
	L	P	L	P	L	P	L	P	L	P	L	P	L	P	L	P	L	P
	<i>M</i>	<i>F</i>	<i>M</i>	<i>F</i>	<i>M</i>	<i>F</i>	<i>M</i>	<i>F</i>	<i>M</i>	<i>F</i>	<i>M</i>	<i>F</i>	<i>M</i>	<i>F</i>	<i>M</i>	<i>F</i>	<i>M</i>	<i>F</i>
Harta Benda / <i>Property</i>	403	10	15	2	60	4	2	0	19	0	20	0	8	0	1	0	<b>528</b>	<b>16</b>
Dadah / <i>Drugs</i>	280	10	12	1	32	0	0	0	4	0	21	4	2	0	1	0	<b>352</b>	<b>15</b>
Sabit manusia / <i>People-related</i>	166	8	12	1	31	0	0	0	7	0	11	0	0	0	1	1	<b>228</b>	<b>10</b>
Lalulintas / <i>Traffic</i>	145	4	5	0	10	0	0	0	0	0	3	0	0	0	0	0	<b>163</b>	<b>4</b>
Senjata / Bahan api / <i>Weapon/Fire Arm</i>	40	0	4	0	13	0	0	0	2	0	5	1	0	0	0	0	<b>64</b>	<b>1</b>
Akta Kesalahan Kecil / <i>Minor Offence Act</i>	3	0	0	0	4	1	0	0	0	0	0	0	0	0	0	0	<b>7</b>	<b>1</b>
Berjudi / <i>Gamble</i>	3	0	6	0	2	0	0	0	0	0	0	0	0	0	0	0	<b>11</b>	<b>-</b>
Melanggar Syarat / <i>Infringement of Supervision Terms</i>	5	0	0	0	1	0	0	0	0	0	0	0	0	0	0	0	<b>6</b>	<b>-</b>
Ingkar PLKN / <i>PLKN refuse</i>	1	0	0	0	0	0	0	0	0	0	0	0	0	0	0	0	<b>1</b>	<b>-</b>
Lain-lain / <i>Others</i>	84	10	30	0	8	3	1	0	4	1	14	2	12	0	4	2	<b>157</b>	<b>18</b>
<b>Jumlah / Total</b>	<b>1,130</b>	<b>42</b>	<b>84</b>	<b>4</b>	<b>161</b>	<b>8</b>	<b>3</b>	<b>-</b>	<b>36</b>	<b>1</b>	<b>74</b>	<b>7</b>	<b>22</b>	<b>-</b>	<b>7</b>	<b>3</b>	<b>1,517</b>	<b>65</b>



**JADUAL 7.4 : BILANGAN KES BARU PESALAH MUDA MENGIKUT JENIS KESALAHAN, UMUR (18-21), KUMPULAN ETNIK DAN JANTINA, 2016**

**Table 7.4 : Cases of Youth Offenders by Type of Offences, Age Group (18-21) and Sex, 2016**

Jenis Kesalahan <i>Types of Offence</i>	Melayu <i>Malay</i>		Cina <i>Chinese</i>		India <i>Indian</i>		PSm <i>PSm</i>		PSb <i>PSb</i>		PSw <i>PSw</i>		Lain-lain <i>Others</i>		BW <i>Non-citizen</i>		Jumlah <i>Total</i>	
	L	P	L	P	L	P	L	P	L	P	L	P	L	P	L	P	L	P
<i>Types of Offence</i>	<i>M</i>	<i>F</i>	<i>M</i>	<i>F</i>	<i>M</i>	<i>F</i>	<i>M</i>	<i>F</i>	<i>M</i>	<i>F</i>	<i>M</i>	<i>F</i>	<i>M</i>	<i>F</i>	<i>M</i>	<i>F</i>	<i>M</i>	<i>F</i>
Harta Benda / <i>Property</i>	387	10	15	2	60	4	2	0	19	0	17	0	8	0	1	0	<b>509</b>	<b>16</b>
Dadah / <i>Drugs</i>	266	10	12	1	32	0	0	0	4	0	20	4	2	0	1	0	<b>337</b>	<b>15</b>
Sabit manusia / <i>People-related</i>	163	8	12	1	31	0	0	0	7	0	10	0	0	0	1	1	<b>224</b>	<b>10</b>
Lalulintas / <i>Traffic</i>	140	4	5	0	10	0	0	0	0	0	3	0	0	0	0	0	<b>158</b>	<b>4</b>
Senjata / Bahan api / <i>Weapon / Fire Arm</i>	36	0	4	0	13	0	0	0	2	0	5	1	0	0	0	0	<b>60</b>	<b>1</b>
Akta Kesalahan Kecil / <i>Minor Offence Act</i>	3	0	0	0	4	1	0	0	0	0	0	0	0	0	0	0	<b>7</b>	<b>1</b>
Berjudi / <i>Gamble</i>	3	0	6	0	2	0	0	0	0	0	0	0	0	0	0	0	<b>11</b>	<b>-</b>
Melanggar Syarat / <i>Infringement of Supervision Terms</i>	4	0	0	0	1	0	0	0	0	0	0	0	0	0	0	0	<b>5</b>	<b>-</b>
Ingkar PLKN / <i>PLKN refuse</i>	1	0	0	0	0	0	0	0	0	0	0	0	0	0	0	0	<b>1</b>	<b>-</b>
Lain-lain / <i>Others</i>	78	8	27	0	8	3	1	0	4	1	11	2	12	0	4	2	<b>145</b>	<b>16</b>
<b>Jumlah / Total</b>	<b>1,081</b>	<b>40</b>	<b>81</b>	<b>4</b>	<b>161</b>	<b>8</b>	<b>3</b>	<b>-</b>	<b>36</b>	<b>1</b>	<b>66</b>	<b>7</b>	<b>22</b>	<b>-</b>	<b>7</b>	<b>3</b>	<b>1,457</b>	<b>63</b>

**JADUAL 7.5 : BILANGAN KES BARU PESALAH MUDA MENGIKUT JENIS KESALAHAN, UMUR (21 TAHUN KE ATAS), KUMPULAN ETNIK DAN JANTINA, 2016**

**Table 7.5 : Cases of Youth Offenders by Type of Offences, Age Group (21 and above) and Sex, 2016**

Jenis Kesalahan <i>Types of Offence</i>	Melayu <i>Malay</i>		Cina <i>Chinese</i>		India <i>Indian</i>		PSm <i>PSm</i>		PSb <i>PSb</i>		PSw <i>PSw</i>		Lain-lain <i>Others</i>		BW <i>Non-citizen</i>		Jumlah <i>Total</i>	
	<i>L</i>	<i>P</i>	<i>L</i>	<i>P</i>	<i>L</i>	<i>P</i>	<i>L</i>	<i>P</i>	<i>L</i>	<i>P</i>	<i>L</i>	<i>P</i>	<i>L</i>	<i>P</i>	<i>L</i>	<i>P</i>	<i>L</i>	<i>P</i>
	<i>M</i>	<i>F</i>	<i>M</i>	<i>F</i>	<i>M</i>	<i>F</i>	<i>M</i>	<i>F</i>	<i>M</i>	<i>F</i>	<i>M</i>	<i>F</i>	<i>M</i>	<i>F</i>	<i>M</i>	<i>F</i>	<i>M</i>	<i>F</i>
Harta Benda / <i>Property</i>	16	0	0	0	0	0	0	0	0	0	3	0	0	0	0	0	<b>19</b>	-
Dadah / <i>Drugs</i>	14	0	0	0	0	0	0	0	0	0	1	0	0	0	0	0	<b>15</b>	-
Sabit manusia / <i>People-related</i>	3	0	0	0	0	0	0	0	0	0	1	0	0	0	0	0	<b>4</b>	-
Lalulintas / <i>Traffic</i>	5	0	0	0	0	0	0	0	0	0	0	0	0	0	0	0	<b>5</b>	-
Senjata / bahan api / <i>Weapon / Fire Arm</i>	4	0	0	0	0	0	0	0	0	0	0	0	0	0	0	0	<b>4</b>	-
Akta Kesalahan Kecil / <i>Minor Offence Act</i>	0	0	0	0	0	0	0	0	0	0	0	0	0	0	0	0	-	-
Berjudi / <i>Gamble</i>	0	0	0	0	0	0	0	0	0	0	0	0	0	0	0	0	-	-
Melanggar Syarat / <i>Infringement of Supervision Terms</i>	1	0	0	0	0	0	0	0	0	0	0	0	0	0	0	0	<b>1</b>	-
Ingkar PLKN / <i>PLKN refuse</i>	0	0	0	0	0	0	0	0	0	0	0	0	0	0	0	0	-	-
Lain-lain / <i>Others</i>	6	2	3	0	0	0	0	0	0	0	3	0	0	0	0	0	<b>12</b>	<b>2</b>
<b>Jumlah / Total</b>	<b>49</b>	<b>2</b>	<b>3</b>	-	-	-	-	-	-	-	<b>8</b>	-	-	-	-	-	<b>60</b>	<b>2</b>

**JADUAL 7.6 : BILANGAN KES PESALAH MUDA BERDASARKAN PERINGKAT MAHKAMAH, KUMPULAN ETNIK DAN JANTINA, 2016**

**Table 7.6 : Cases of Youth Offenders by Type of Court, Ethnic Group and Sex, 2016**

Peringkat Mahkamah <i>Type of Court</i>	Melayu <i>Malay</i>		Cina <i>Chinese</i>		India <i>Indian</i>		PSm <i>PSm</i>		PSb <i>PSb</i>		PSw <i>PSw</i>		Lain-lain <i>Others</i>		BW <i>Non-citizen</i>		Jumlah <i>Total</i>	
	L	P	L	P	L	P	L	P	L	P	L	P	L	P	L	P	L	P
	<i>M</i>	<i>F</i>	<i>M</i>	<i>F</i>	<i>M</i>	<i>F</i>	<i>M</i>	<i>F</i>	<i>M</i>	<i>F</i>	<i>M</i>	<i>F</i>	<i>M</i>	<i>F</i>	<i>M</i>	<i>F</i>	<i>M</i>	<i>F</i>
Mahkamah Majistret / <i>Magistrate Court</i>	961	37	77	4	138	6	3	0	29	1	74	7	23	0	5	1	<b>1,310</b>	<b>56</b>
Mahkamah Sesyen / <i>Sesyen Court</i>	110	5	5	0	26	1	0	0	3	0	0	0	1	0	0	2	<b>145</b>	<b>8</b>
Mahkamah Tinggi / <i>High Court</i>	3	0	0	0	3	0	0	0	1	0	0	0	0	0	0	0	<b>7</b>	<b>0</b>
<b>Jumlah / Total</b>	<b>1,074</b>	<b>42</b>	<b>82</b>	<b>4</b>	<b>167</b>	<b>7</b>	<b>3</b>	<b>0</b>	<b>33</b>	<b>1</b>	<b>74</b>	<b>7</b>	<b>24</b>	<b>0</b>	<b>5</b>	<b>3</b>	<b>1,462</b>	<b>64</b>

## JADUAL 7.7 : BILANGAN KES PESALAH MUDA MENGIKUT JENIS HUKUMAN, KUMPULAN ETNIK DAN JANTINA, 2016

Table 7.7 : Cases of Youth Offenders by Punitive, Ethnic Group and Sex, 2016

Jenis Hukuman	Melayu		Cina		India		PSm		PSb		PSw		Lain-lain		BW		Jumlah	
	Malay		Chinese		Indian		PSm		PSb		PSw		Others		Non-citizen		Total	
	L	P	L	P	L	P	L	P	L	P	L	P	L	P	L	P	L	P
<b>Punishment</b>	<b>M</b>	<b>F</b>	<b>M</b>	<b>F</b>	<b>M</b>	<b>F</b>	<b>M</b>	<b>F</b>	<b>M</b>	<b>F</b>	<b>M</b>	<b>F</b>	<b>M</b>	<b>F</b>	<b>M</b>	<b>F</b>	<b>M</b>	<b>F</b>
Penjara / Imprisonment	139	6	3	0	27	1	0	0	4	0	7	0	3	0	2	3	185	10
Denda / Fine	256	5	26	2	41	1	0	0	5	0	14	1	0	0	1	0	343	9
Penjara dan Denda / Imprisonment and Fine	104	5	7	0	18	0	0	0	1	0	3	0	0	0	0	0	133	5
Bon Berkelakuan Baik (Direkod) / Bond for Good Behaviour (Recorded)	115	2	10	0	30	2	1	0	8	0	26	4	0	0	0	0	190	8
Bon Berkelakuan Baik (Tanpa Direkod) / Bond for Good Behaviour (Unrecorded)	17	0	2	1	3	0	0	0	0	0	2	0	0	0	0	0	24	1
Perintah Khidmat Masyarakat / Community Service Order	350	16	23	1	30	2	2	0	11	1	21	2	20	0	1	0	458	22
Lain-lain / Others	93	8	11	0	18	1	0	0	4	0	1	0	1	0	1	0	129	9
<b>Jumlah / Total</b>	<b>1,074</b>	<b>42</b>	<b>82</b>	<b>4</b>	<b>167</b>	<b>7</b>	<b>3</b>	<b>0</b>	<b>33</b>	<b>1</b>	<b>74</b>	<b>7</b>	<b>24</b>	<b>0</b>	<b>5</b>	<b>3</b>	<b>1,462</b>	<b>64</b>

**JADUAL 7.8 : BILANGAN KES PERINTAH KHIDMAT MASYARAKAT YANG MASIH DIKENDALI MENGIKUT NEGERI DAN JANTINA, 2016**

**Table 7.8 : Cases of Community Service Order are Still Handled by State and Sex, 2016**

<b>Negeri / State</b>	<b>Jantina / Gender</b>		<b>Jumlah / Total</b>
	<b>L / M</b>	<b>P / F</b>	
Johor	11	2	<b>13</b>
Kedah	106	8	<b>114</b>
Kelantan	4	0	<b>4</b>
Melaka	209	3	<b>212</b>
Negeri Sembilan	19	2	<b>21</b>
Pahang	43	1	<b>44</b>
Perak	7	0	<b>7</b>
Perlis	7	1	<b>8</b>
Pulau Pinang	44	0	<b>44</b>
Sabah	10	0	<b>10</b>
Sarawak	61	9	<b>70</b>
Selangor	74	1	<b>75</b>
Terengganu	8	0	<b>8</b>
W. P Kuala Lumpur	157	11	<b>168</b>
W. P Labuan	13	0	<b>13</b>
W.P. Putrajaya	57	2	<b>59</b>
<b>Jumlah / Total</b>	<b>830</b>	<b>40</b>	<b>870</b>



A large, stylized grey graphic of a person's head and shoulders, composed of smooth, curved shapes. The head is represented by a circle, and the shoulders and torso are formed by sweeping, curved lines that create a sense of movement and form. The graphic is positioned in the background, behind the text.

# **8. KEGANASAN RUMAH TANGGA**

*Domestic Violence*

**JADUAL 8.1 : BILANGAN KES KEGANASAN RUMAHTANGGA MENGIKUT NEGERI, 2016**  
**Table 8.1 :Cases of Domestic Violence by State and Sex, 2016**

<b>Negeri / State</b>	<b>Jantina / Gender</b>		<b>Jumlah / Total</b>
	<b>L / M</b>	<b>P / F</b>	
Johor	5	19	<b>24</b>
Kedah	1	85	<b>86</b>
Kelantan	0	15	<b>15</b>
Melaka	1	24	<b>25</b>
Negeri Sembilan	3	34	<b>37</b>
Pahang	0	55	<b>55</b>
Perak	1	48	<b>49</b>
Perlis	0	1	<b>1</b>
Pulau Pinang	13	211	<b>224</b>
Sabah	0	93	<b>93</b>
Sarawak	0	13	<b>13</b>
Selangor	20	134	<b>154</b>
Terengganu	0	6	<b>6</b>
W. P. Kuala Lumpur	2	111	<b>113</b>
W. P. Labuan	0	0	<b>0</b>
W. P. Putrajaya	0	3	<b>3</b>
<b>Jumlah / Total</b>	<b>46</b>	<b>852</b>	<b>898</b>



**JADUAL 8.2 : KES KEGANASAN RUMAHTANGGA MENGIKUT KUMPULAN ETNIK, 2016****Table 8.2 : Cases of Domestic Violence by Ethnic Group, 2016**

<b>Kumpulan Etnik / Ethnic Group</b>	<b>Jantina / Gender</b>		<b>Jumlah / Total</b>
	<b>L / M</b>	<b>P / F</b>	
Melayu / Malay	23	476	<b>499</b>
Cina / Chinese	14	119	<b>133</b>
India / Indian	8	137	<b>145</b>
PSm / PSm (Peninsular Natives)	0	3	<b>3</b>
PSb / PSb (Sabah Natives)	0	96	<b>96</b>
PSw / PSw (Sarawak Natives)	0	5	<b>5</b>
Lain-lain / Others	0	6	<b>6</b>
Bukan warganegara / Non-citizens	1	10	<b>11</b>
<b>Jumlah / Total</b>	<b>46</b>	<b>852</b>	<b>898</b>

**JADUAL 8.3 : KES KEGANASAN RUMAHTANGGA MENGIKUT JENIS KEGANASAN, 2016**  
**Table 8.3 : Cases of Domestic Violence by Types of Violence, 2016**

Jenis Keganasan / Type of Violence	Jantina / Gender		Jumlah / Total
	L / M	P / F	
Sengaja atau cuba meletakkan mangsa dalam keadaan ketakutan kecederaan fizikal. <i>Intentionally or attempting to place the victim in fear of physical injury</i>	29	363	<b>392</b>
Menyebabkan kecederaan atau mencederakan mangsa secara fizikal. <i>Causing or inflicting physical injury to the victim</i>	11	325	<b>336</b>
Memaksa atau mengancam untuk melakukan perbuatan berbentuk seksual atau selainnya yang mana mangsa itu berhak untuk tidak melakukannya. <i>Compelling the victim by force or threat to engage in any conduct or act, sexual or otherwise, from which the victim has a right to abstain</i>	0	44	<b>44</b>
Mengurung atau menahan mangsa tanpa kerelaan mangsa. <i>Confining or detaining the victim against the victim's will</i>	0	15	<b>15</b>
Melakukan khianat atau memusnahkan atau merosakkan harta dengan niat untuk menyebabkan kesedihan atau kekusaran kepada mangsa. <i>Causing treacherous or destruction or damage to property with intent to cause or knowing that is likely to cause distress or annoyance to the victim</i>	1	37	<b>38</b>
Melakukan penderaan secara psikologi dan emosi terhadap mangsa. <i>Causing psychological abuse which includes emotional injury to the victim</i>	5	68	<b>73</b>
Menyebabkan mangsa mengalami delusi dengan menggunakan bahan-bahan memabukkan atau apa-apa bahan lain tanpa kerelaan mangsa, atau dengan kerelaan tetapi diperolehi dengan cara yang menyalahi undang-undang. <i>Causing victim to suffer from delusion by using any intoxicating substance without the victim's consent or if the consent is given, the consent was unlawfully obtained</i>	0	0	<b>0</b>
Menyebabkan kanak-kanak mengalami delusi dengan menggunakan bahan-bahan yang memabukkan. <i>Causing child (victim) to suffer delusions by using any intoxicating substance</i>	0	0	<b>0</b>
<b>Jumlah / Total</b>	<b>46</b>	<b>852</b>	<b>898</b>

## JADUAL 8.4 : KES KEGANASAN RUMAHTANGGA MENGIKUT JENIS TINDAKAN, KUMPULAN ETNIK DAN JANTINA, 2016

**Table 8.4 : Cases of Domestic Violence by Type of Action, Ethnic Group and Sex, 2016**

Jenis Tindakan <i>Type of Action</i>	Melayu <i>Malay</i>		Cina <i>Chinese</i>		India <i>Indian</i>		PSm <i>PSm</i>		PSb <i>PSb</i>		PSw <i>PSw</i>		Lain-lain <i>Others</i>		Jumlah <i>Total</i>	
	L	P	L	P	L	P	L	P	L	P	L	P	L	P	L	P
	<i>M</i>	<i>F</i>	<i>M</i>	<i>F</i>	<i>M</i>	<i>F</i>	<i>M</i>	<i>F</i>	<i>M</i>	<i>F</i>	<i>M</i>	<i>F</i>	<i>M</i>	<i>F</i>	<i>M</i>	<i>F</i>
Diberi Perintah Perlindungan Sementara (IPO) / <i>Interim Protective Order</i>	21	254	11	76	3	59	0	1	0	68	0	2	1	6	36	466
Diberi Perintah Perlindungan (PO) / <i>Protective Order</i>	1	20	0	6	0	12	0	0	0	12	0	0	0	1	1	51
Diberi kaunseling di Pejabat Kebajikan Masyarakat / <i>Counselling at Social Welfare Office</i>	0	45	0	6	2	16	0	1	0	15	0	0	0	2	2	85
Dirujuk ke Badan Pendamai / <i>Referred to Conciliator / Arbitral Body</i>	0	1	0	0	0	0	0	0	0	0	0	0	0	0	0	1
Diberi perlindungan di tempat selamat / <i>Protection in a safe place</i>	0	24	0	3	1	4	0	0	0	0	0	0	0	0	1	31
Dirujuk ke Agensi lain / <i>Referred to agencies</i>																
(a) Pejabat Pendaftaran Perkahwinan / <i>Marriage Registrar</i>	0	1	0	0	0	2	0	0	0	0	0	0	0	1	0	4
(b) Mahkamah Syariah / <i>Syariah Court</i>	0	21	0	0	0	0	0	0	0	0	0	0	0	0	0	21
(c) Biro Bantuan Guaman / <i>Legal Aid Bureau</i>	0	6	1	3	0	1	0	0	0	0	0	0	0	0	1	10
(d) Mahkamah Sivil / <i>Civil Court</i>	0	1	0	2	0	0	0	0	0	0	0	0	0	1	0	4
(e) Lain-lain Agensi / <i>Other Agencies</i>	0	10	1	0	0	7	0	1	0	0	0	0	0	1	1	19
Pindah tinggal berasingan seperti kembali ke rumah ibubapa/saudara mara/rakan (kenalan) / <i>Moved to stay with parents / relatives / friends</i>	1	38	0	4	0	18	0	0	0	0	0	1	0	1	1	62
Lain-lain / <i>Others</i>	2	58	1	18	0	16	0	0	0	1	0	2	0	3	3	98
<b>Jumlah / Total</b>	<b>25</b>	<b>479</b>	<b>14</b>	<b>118</b>	<b>6</b>	<b>135</b>	<b>0</b>	<b>3</b>	<b>0</b>	<b>96</b>	<b>0</b>	<b>5</b>	<b>1</b>	<b>16</b>	<b>46</b>	<b>852</b>

**JADUAL 8.5 : KES KEGANASAN RUMAHTANGGA MENGIKUT SEBAB-SEBAB BERLAKU DAN KUMPULAN ETNIK, 2016**  
**Table 8.5 : Cases of Domestic Violence by Causes and Ethnic Group, 2016**

<b>Sebab Berlaku</b> <i>Causes of Abuse</i>	<b>Melayu</b> <i>Malay</i>	<b>Cina</b> <i>Chinese</i>	<b>India</b> <i>Indian</i>	<b>PSm</b> <i>PSm</i>	<b>PSb</b> <i>PSb</i>	<b>PSw</b> <i>PSw</i>	<b>Lain-lain</b> <i>Others</i>	<b>Jumlah</b> <i>Total</i>
Kehilangan pekerjaan / <i>Losing a job</i>	5	1	0	0	0	0	0	<b>6</b>
Menghadapi tekanan di tempat kerja / <i>Work pressure</i>	2	1	2	0	0	0	0	<b>5</b>
Masalah kewangan / <i>Financial difficulties</i>	55	6	22	0	19	1	3	<b>106</b>
Campurtangan mertua / <i>In-law's interference</i>	13	5	3	0	0	0	0	<b>21</b>
Mempunyai perhubungan di luar nikah / <i>Extramartial affairs</i>	20	9	5	0	0	0	1	<b>35</b>
Penagih dadah / <i>Drug addict</i>	84	2	5	0	0	2	1	<b>94</b>
Kaki judi / <i>Gambler</i>	3	2	1	0	0	0	0	<b>6</b>
Kaki botol / <i>Alcoholic</i>	1	23	21	0	0	0	1	<b>46</b>
Perselisihan faham / <i>Misunderstanding</i>	97	19	18	0	67	0	2	<b>203</b>
Perebutan hak penjagaan anak / <i>Child custody dispute</i>	9	3	6	0	0	0	1	<b>19</b>
Mengalami tekanan jiwa / <i>Emotional stress</i>	14	1	1	0	0	0	0	<b>16</b>
Menganggur / <i>Unemployed</i>	9	1	2	0	0	0	0	<b>12</b>
Panas Baran / <i>Hot tempered</i>	118	40	38	3	11	0	4	<b>214</b>
Lain-lain / <i>Others</i>	148	34	65	0	1	2	7	<b>257</b>
<b>Jumlah / Total</b>	<b>578</b>	<b>147</b>	<b>189</b>	<b>3</b>	<b>98</b>	<b>5</b>	<b>20</b>	<b>1,040</b>

**JADUAL 8.6 : KES KEGANASAN RUMAHTANGGA MENGIKUT JENIS PEKERJAAN DAN KUMPULAN ETNIK MANGSA, 2016**

**Table 8.6 : Cases of Domestic Violence by Type of Occupations and Ethnic Group, 2016**

<b>Jenis Pekerjaan Type of Occupations</b>	<b>Melayu Malay</b>	<b>Cina Chinese</b>	<b>India Indian</b>	<b>PSm PSm</b>	<b>PSb PSb</b>	<b>PSw PSw</b>	<b>Lain-lain Others</b>	<b>Jumlah Total</b>
Bekerja Sendiri / <i>Self-employed</i>	64	19	16	2	13	0	4	<b>118</b>
Kakitangan Badan Berkanun / <i>Employees of Statutory</i>	10	1	3	0	12	0	0	<b>26</b>
Kakitangan Kerajaan / <i>Government Servants</i>	84	11	10	0	1	1	2	<b>109</b>
Kakitangan Swasta / <i>Private Sector Employees</i>	158	55	66	0	24	1	5	<b>309</b>
Pelajar / <i>Student</i>	21	11	6	0	0	0	0	<b>38</b>
Pesara / <i>Retirees</i>	4	1	0	0	0	0	0	<b>5</b>
Surirumah / <i>Housewife</i>	93	14	19	1	46	0	4	<b>177</b>
Tiada Maklumat / <i>No information</i>	7	3	2	0	0	0	2	<b>14</b>
Tidak Bekerja / <i>Not working</i>	40	9	18	0	0	0	2	<b>69</b>
Lain-lain / <i>Others</i>	19	11	0	0	0	3	0	<b>33</b>
<b>Jumlah / Total</b>	<b>500</b>	<b>135</b>	<b>140</b>	<b>3</b>	<b>96</b>	<b>5</b>	<b>19</b>	<b>898</b>



A large, stylized grey graphic of a person's head and shoulders, facing right. The head is a circle, and the shoulders are two large, curved shapes that meet at the neck. The graphic is semi-transparent, allowing the text to be seen through it.

## **9. ORANG PAPA**

*Destitute Persons*

**JADUAL 9.1 : BILANGAN KES ORANG PAPA MENGIKUT NEGERI DAN JANTINA, 2016**  
**Table 9.1 :Cases of Destitute Persons by State and Sex, 2016**

Negeri / State	Jantina / Gender		Jumlah / Total
	L / M	P / F	
Johor	153	77	<b>230</b>
Kedah	99	47	<b>146</b>
Kelantan	52	37	<b>89</b>
Melaka	69	46	<b>115</b>
Negeri Sembilan	53	36	<b>89</b>
Pahang	42	15	<b>57</b>
Perak	73	52	<b>125</b>
Perlis	7	4	<b>11</b>
Pulau Pinang	362	134	<b>496</b>
Sabah	0	0	<b>0</b>
Sarawak	11	2	<b>13</b>
Selangor	301	190	<b>491</b>
Terengganu	42	16	<b>58</b>
W.P. Kuala Lumpur	272	76	<b>348</b>
W.P. Labuan	5	5	<b>10</b>
<b>Jumlah / Total</b>	<b>1,541</b>	<b>737</b>	<b>2,278</b>



**JADUAL 9.2 : KES ORANG PAPA MENGIKUT KUMPULAN ETNIK DAN JANTINA, 2016**  
**Table 9.2 :Cases of Destitute Persons by Ethnic Group and Sex, 2016**

<b>Kumpulan Etnik / Ethnic Group</b>	<b>Jantina / Gender</b>		<b>Jumlah / Total</b>
	<b>L / M</b>	<b>P / F</b>	
Melayu / Malay	633	321	<b>954</b>
Cina / Chinese	256	65	<b>321</b>
India / Indian	224	52	<b>276</b>
PSm / PSm (Peninsular Natives)	2	0	<b>2</b>
PSb / PSb (Sabah Natives)	5	5	<b>10</b>
PSw / PSw (Sarawak Natives)	4	0	<b>4</b>
Lain-lain / Others	27	16	<b>43</b>
Bukan warganegara / Non-citizens	390	278	<b>668</b>
<b>Jumlah / Total</b>	<b>1,541</b>	<b>737</b>	<b>2,278</b>

**JADUAL 9.3 : KES ORANG PAPA MENGIKUT KATEGORI DAN JANTINA, 2016****Table 9.3 :Cases of Destitute Persons by Category and Sex, 2016**

<b>Kategori / Category</b>	<b>Jantina / Gender</b>		<b>Jumlah / Total</b>
	<b>L / M</b>	<b>P / F</b>	
Kanak-kanak / <i>Children</i>	142	136	<b>278</b>
Dewasa / <i>Adult</i>	1,399	601	<b>2,000</b>
<b>Jumlah / Total</b>	<b>1,541</b>	<b>737</b>	<b>2,278</b>
Pengemis Tempatan / <i>Local Beggar</i>	1,151	459	<b>1,610</b>
Pengemis Asing / <i>Foreign Beggar</i>	390	278	<b>668</b>
<b>Jumlah / Total</b>	<b>1,541</b>	<b>737</b>	<b>2,278</b>

**JADUAL 9.4 : KES ORANG PAPA MENGIKUT KUMPULAN UMUR, KUMPULAN ETNIK DAN JANTINA, 2016**  
**Table 9.4 : Cases of Destitute Persons by Age Group, Ethnic Group and Sex, 2016**

Kumpulan Umur <i>Age Group</i>	Melayu <i>Malay</i>		Cina <i>Chinese</i>		India <i>Indian</i>		PSm <i>PSm</i>		PSb <i>PSb</i>		PSw <i>PSw</i>		Lain-lain <i>Others</i>		BW <i>Non-citizen</i>		Jumlah <i>Total</i>	
	L	P	L	P	L	P	L	P	L	P	L	P	L	P	L	P	L	P
	M	F	M	F	M	F	M	F	M	F	M	F	M	F	M	F	M	F
<i>Kanak-Kanak / Children</i>																		
(a) Di Bawah 4 tahun / <i>Below 4 years</i>	9	6	0	0	1	0	0	0	0	0	0	0	0	0	10	11	20	17
(b) 4 - 6 tahun / <i>years</i>	8	10	0	2	2	1	0	0	1	0	0	0	0	9	29	20	42	
(c) 7 - 12 tahun / <i>years</i>	6	7	1	2	0	2	0	0	0	0	0	0	0	9	9	16	20	
(d) 13 - 15 tahun / <i>years</i>	12	8	0	1	6	0	0	0	2	0	0	0	0	22	11	42	20	
(e) 16 - 17 tahun / <i>years</i>	26	33	2	2	2	0	0	0	2	0	0	0	0	12	2	44	37	
<b>Jumlah / Total (A)</b>	<b>61</b>	<b>64</b>	<b>3</b>	<b>7</b>	<b>11</b>	<b>3</b>	<b>0</b>	<b>0</b>	<b>5</b>	<b>0</b>	<b>0</b>	<b>0</b>	<b>0</b>	<b>62</b>	<b>62</b>	<b>142</b>	<b>136</b>	
<i>Dewasa / Adult</i>																		
(a) 18 - 29 tahun / <i>years</i>	21	13	3	1	3	1	0	0	0	0	0	0	0	13	6	40	21	
(b) 30 - 39 tahun / <i>years</i>	174	95	36	14	47	15	0	0	0	3	3	0	11	8	194	119	465	254
(c) 40 - 49 tahun / <i>years</i>	188	81	82	14	78	13	2	0	0	2	1	0	10	6	90	58	451	174
(d) 50 - 59 tahun / <i>years</i>	163	57	86	21	75	15	0	0	0	0	0	0	6	2	27	28	357	123
(e) 60 tahun ke atas / <i>60 years and above</i>	26	11	46	8	10	5	0	0	0	0	0	0	0	4	5	86	29	
<b>Jumlah / Total (B)</b>	<b>572</b>	<b>257</b>	<b>253</b>	<b>58</b>	<b>213</b>	<b>49</b>	<b>2</b>	<b>0</b>	<b>0</b>	<b>5</b>	<b>4</b>	<b>0</b>	<b>27</b>	<b>16</b>	<b>328</b>	<b>216</b>	<b>1,399</b>	<b>601</b>
<b>JUMLAH / Total (A + B)</b>	<b>633</b>	<b>321</b>	<b>256</b>	<b>65</b>	<b>224</b>	<b>52</b>	<b>2</b>	<b>0</b>	<b>5</b>	<b>5</b>	<b>4</b>	<b>0</b>	<b>27</b>	<b>16</b>	<b>390</b>	<b>278</b>	<b>1,541</b>	<b>737</b>

**JADUAL 9.5 : BILANGAN OPERASI MENGIKUT NEGERI, 2016****Table 9.5 : Number of Operation by State, 2016**

<b>Negeri / State</b>	<b>Bil Operasi / Total Operation</b>
Johor	366
Kedah	139
Kelantan	169
Melaka	135
Negeri Sembilan	122
Pahang	172
Perak	124
Perlis	18
Pulau Pinang	374
Sabah	0
Sarawak	7
Selangor	537
Terengganu	258
W.P. Kuala Lumpur	272
W.P. Labuan	14
<b>Jumlah / Total</b>	<b>2,707</b>

A large, light gray, stylized graphic of a human figure is positioned in the background. The figure is composed of simple, rounded shapes: a circular head, a broad, curved torso, and a wide, sweeping base that suggests legs or arms. The overall style is minimalist and modern.

# **10. ORANG KURANG UPAYA (OKU)**

*Person with Disabilities (PWD's)*

**JADUAL 10.1 : PENDAFTARAN ORANG KURANG UPAYA MENGIKUT NEGERI, 2016****Table 10.1 : Registration of Persons With Disabilities by State, 2016**

<b>Negeri / State</b>	<b>Tahun / Year 2016</b>
Johor	50,312
Kedah	36,435
Kelantan	29,264
Melaka	20,059
Negeri Sembilan	19,171
Pahang	24,350
Perak	36,099
Perlis	5,002
Pulau Pinang	24,775
Sabah	25,593
Sarawak	28,159
Selangor	63,514
Terengganu	20,467
W.P. Kuala Lumpur	24,913
W.P. Labuan	1,156
<b>Jumlah/ Total</b>	<b>409,269</b>

**JADUAL 10.2 : PENDAFTARAN ORANG KURANG UPAYA MENGIKUT KUMPULAN ETNIK, 2016**  
**Table 10.2 : Registration of Persons With Disabilities by Ethnic Group, 2016**

<b>Kumpulan Etnik / Ethnic Group</b>	<b>Tahun / Year 2016</b>
Melayu / Malay	248,248
Cina / Chinese	79,339
India / Indian	40,017
PSm / PSm (Peninsular Natives)	2,504
PSb / PSb (Sabah Natives)	19,716
PSw / PSw (Sarawak Natives)	14,843
Lain-lain / Others	4,602
<b>Jumlah/ Total</b>	<b>409,269</b>

**JADUAL 10.3 : PENDAFTARAN OKU MENGIKUT KATEGORI KETIDAKUPAYAAN, 2016****Table 10.3 : Registration of PWD's by Category of Disabilities, 2016**

<b>Kategori Ketidakupayaan / Disabilities Category</b>	<b>Tahun / Year 2016</b>
Penglihatan / <i>Visually Impaired</i>	36,692
Pendengaran / <i>Hearing</i>	31,937
Fizikal / <i>Physical</i>	142,600
Masalah Pembelajaran / <i>Learning Disabilities</i>	143,334
Pertuturan / <i>Speech</i>	2,104
Mental / <i>Mental</i>	33,518
Pelbagai / <i>Others</i>	19,084
<b>Jumlah/ Total</b>	<b>409,269</b>



#### JADUAL 10.4 : PENDAFTARAN OKU MENGIKUT KUMPULAN UMUR DAN KATEGORI KETIDAKUPAYAAN, 2016

Table 10.4 : Registration of PWD's by Category of Disabilities and Age Group, 2016

Kumpulan Umur Age Group	Penglihatan Pendengaran		Fizikal	Masalah Pembelajaran	Pertuturan	Mental	Pelbagai	Jumlah Total
	Visually Impaired	Hearing	Physical	Learning Disabilities	Speech	Mental	Others	
Kurang dari 6 tahun / Below 6 years	388	642	2,806	6,392	18	7	1,368	11,621
7 - 12 tahun / years	1,571	2,156	6,037	37,659	615	12	3,742	51,792
3 - 18 tahun / years	1,985	2,654	6,096	38,396	203	164	2,022	51,520
<b>Jumlah / Total (a)</b>	<b>3,944</b>	<b>5,452</b>	<b>14,939</b>	<b>82,447</b>	<b>836</b>	<b>183</b>	<b>7,132</b>	<b>114,933</b>
19 - 21 tahun / years	1,248	1,533	3,861	14,020	61	343	1,026	22,092
22 - 35 tahun / years	6,072	7,710	24,402	30,627	361	8,014	3,957	81,143
36 - 45 tahun / years	5,215	4,921	21,420	8,793	280	10,204	2,298	53,131
46 - 59 tahun / years	9,920	6,580	42,368	6,250	349	11,192	2,756	79,415
60 tahun ke atas / 60 years and above	10,293	5,741	35,610	1,197	217	3,582	1,915	58,555
<b>Jumlah / Total (b)</b>	<b>32,748</b>	<b>26,485</b>	<b>127,661</b>	<b>60,887</b>	<b>1,268</b>	<b>33,335</b>	<b>11,952</b>	<b>294,336</b>
<b>Jumlah / Total (a + b)</b>	<b>36,692</b>	<b>31,937</b>	<b>142,600</b>	<b>143,334</b>	<b>2,104</b>	<b>33,518</b>	<b>19,084</b>	<b>409,269</b>

## JADUAL 10.5 : BILANGAN OKU BARU BERDAFTAR MENGIKUT KATEGORI KETIDAKUPAYAAN, KUMPULAN ETNIK DAN NEGERI, 2016

Table 10.5 : Number of New Registration of PWD's by Category of Disabilities, Ethnic Group and State, 2016

Negeri State	Penglihatan / Visually Impaired								Pendengaran / Hearing							
	Melayu Malay	Cina Chinese	India Indian	PSm PSm	PSb PSb	PSw PSw	Lain-lain Others	Jum Total	Melayu Malay	Cina Chinese	India Indian	PSm PSm	PSb PSb	PSw PSw	Lain-lain Others	Jum Total
Johor	256	104	37	1	1	1	2	402	97	53	31	1	0	0	2	184
Kedah	334	39	30	0	0	0	2	405	173	28	26	0	0	0	1	228
Kelantan	334	11	1	0	0	0	4	350	142	6	0	2	0	0	2	152
Melaka	77	27	7	0	2	0	0	113	49	87	10	0	2	0	1	149
Negeri Sembilan	66	39	41	0	0	1	0	147	55	25	19	0	0	0	0	99
Pahang	168	33	17	4	0	0	2	224	81	23	4	4	0	0	0	112
Perak	181	49	64	6	0	0	2	302	80	45	34	1	0	0	1	161
Perlis	53	4	0	0	0	0	0	57	23	1	0	0	0	0	0	24
Pulau Pinang	121	95	35	0	1	0	2	254	65	67	19	0	0	0	0	151
Sabah	12	13	0	2	173	1	21	222	13	9	0	0	115	0	22	159
Sarawak	88	77	0	0	0	233	1	399	39	28	0	1	0	92	0	160
Selangor	322	130	119	2	3	0	1	577	208	109	87	2	2	2	3	413
Terengganu	204	7	1	0	0	0	0	212	144	10	0	0	0	0	0	154
W.P. Kuala Lumpur	129	82	47	0	0	1	0	259	94	93	41	1	0	0	2	231
W.P. Labuan	4	5	0	0	3	0	1	13	0	0	0	0	2	0	0	2
<b>Jumlah/ Total</b>	<b>2,349</b>	<b>715</b>	<b>399</b>	<b>15</b>	<b>183</b>	<b>237</b>	<b>38</b>	<b>3,936</b>	<b>1,263</b>	<b>584</b>	<b>271</b>	<b>12</b>	<b>121</b>	<b>94</b>	<b>34</b>	<b>2,379</b>

**JADUAL 10.5 : BILANGAN OKU BARU BERDAFTAR MENGIKUT KATEGORI KETIDAKUPAYAAN, KUMPULAN ETNIK DAN NEGERI, 2016 (SAMB.)**

*Table 10.5 : Number of New Registration of PWD's by Category of Disabilities, Ethnic Group and State, 2016 (cont.)*

Negeri State	Fizikal / Physical								Masalah Pembelajaran / Learning Disabilities							
	Melayu Malay	Cina Chinese	India Indian	PSm PSm	PSb PSb	PSw PSw	Lain-lain Others	Jum Total	Melayu Malay	Cina Chinese	India Indian	PSm PSm	PSb PSb	PSw PSw	Lain-lain Others	Jum Total
Johor	1,203	389	266	3	1	6	3	<b>1,871</b>	1,025	255	94	4	9	9	7	<b>1,403</b>
Kedah	1,119	107	198	1	0	0	4	<b>1,429</b>	840	76	42	7	0	3	8	<b>976</b>
Kelantan	964	34	2	10	0	0	6	<b>1,016</b>	1,124	13	2	39	0	0	10	<b>1,188</b>
Melaka	590	150	81	1	2	1	1	<b>826</b>	372	58	32	2	2	4	5	<b>475</b>
Negeri Sembilan	442	165	258	2	0	1	6	<b>874</b>	342	52	57	8	2	2	6	<b>469</b>
Pahang	621	93	62	23	1	0	8	<b>808</b>	665	54	26	99	2	3	6	<b>855</b>
Perak	704	260	232	11	2	0	17	<b>1,226</b>	660	165	74	51	2	1	6	<b>959</b>
Perlis	187	17	3	0	0	0	8	<b>215</b>	168	10	2	1	0	0	7	<b>188</b>
Pulau Pinang	532	475	228	3	0	0	7	<b>1,245</b>	414	228	71	0	0	0	2	<b>715</b>
Sabah	40	97	4	2	567	2	68	<b>780</b>	55	78	2	8	976	12	123	<b>1,254</b>
Sarawak	240	231	5	1	4	505	7	<b>993</b>	325	237	1	1	3	523	6	<b>1,096</b>
Selangor	1,674	732	931	10	4	1	26	<b>3,378</b>	1,874	390	201	21	11	5	24	<b>2,526</b>
Terengganu	731	21	4	1	0	0	0	<b>757</b>	790	10	1	1	0	0	0	<b>802</b>
W.P. Kuala Lumpur	880	578	361	1	4	0	16	<b>1,840</b>	825	209	85	0	4	3	10	<b>1,136</b>
W.P. Labuan	12	1	0	0	7	0	4	<b>24</b>	25	4	0	16	2	4	0	<b>51</b>
<b>Jumlah/ Total</b>	<b>9,939</b>	<b>3,350</b>	<b>2,635</b>	<b>69</b>	<b>592</b>	<b>516</b>	<b>181</b>	<b>17,282</b>	<b>9,504</b>	<b>1,839</b>	<b>690</b>	<b>258</b>	<b>1,013</b>	<b>569</b>	<b>220</b>	<b>14,093</b>

**JADUAL 10.5 : BILANGAN OKU BARU BERDAFTAR MENGIKUT KATEGORI KETIDAKUPAYAAN, KUMPULAN ETNIK DAN NEGERI, 2016 (SAMB.)**

*Table 10.5 : Number of New Registration of PWD's by Category of Disabilities, Ethnic Group and State, 2016 (cont.)*


Negeri State	Pertuturan / Speech							Mental / Mental								
	Melayu Malay	Cina Chinese	India Indian	PSm PSm	PSb PSb	PSw PSw	Lain-lain Others	Jum Total	Melayu Malay	Cina Chinese	India Indian	PSm PSm	PSb PSb	PSw PSw	Lain-lain Others	Jum Total
Johor	26	3	3	0	0	0	0	32	244	163	33	0	1	0	1	442
Kedah	29	4	2	0	0	0	0	35	252	44	24	0	1	0	4	325
Kelantan	17	0	0	1	0	0	0	18	427	7	1	0	0	0	1	436
Melaka	3	1	0	0	0	1	0	5	110	36	15	2	0	0	3	166
Negeri Sembilan	6	4	3	0	0	0	1	14	95	57	31	1	0	0	1	185
Pahang	4	1	1	0	0	0	0	6	127	19	5	2	0	0	0	153
Perak	11	1	2	0	0	0	0	14	173	92	36	2	0	0	5	308
Perlis	8	0	1	0	0	0	1	10	61	8	1	0	0	0	3	73
Pulau Pinang	6	8	0	0	0	0	0	14	70	61	23	0	0	0	2	156
Sabah	3	2	0	0	26	0	5	36	15	43	1	2	243	2	30	336
Sarawak	7	2	1	0	0	14	0	24	80	144	0	0	0	202	4	430
Selangor	25	5	5	1	0	0	2	38	251	169	115	0	2	0	3	540
Terengganu	13	0	0	0	0	0	0	13	201	2	0	0	0	0	0	203
W.P. Kuala Lumpur	14	8	1	0	0	0	1	24	137	134	51	0	0	1	3	326
W.P. Labuan	0	0	0	0	1	0	0	1	6	2	0	0	3	0	4	15
<b>Jumlah/ Total</b>	<b>172</b>	<b>39</b>	<b>19</b>	<b>2</b>	<b>27</b>	<b>15</b>	<b>10</b>	<b>284</b>	<b>2,249</b>	<b>981</b>	<b>336</b>	<b>9</b>	<b>250</b>	<b>205</b>	<b>64</b>	<b>4,094</b>

**JADUAL 10.5 : BILANGAN OKU BARU BERDAFTAR MENGIKUT KATEGORI KETIDAKUPAYAAN, KUMPULAN ETNIK DAN NEGERI, 2016 (SAMB.)**

*Table 10.5 : Number of New Registration of PWD's by Category of Disabilities, Ethnic Group and State, 2016 (cont.)*

Negeri State	Melayu Malay	Cina Chinese	India Indian	PELBAGAI / Others				Jumlah Total	Jumlah Besar Grand Total
				PSm PSm	PSb PSb	PSw PSw	Lain-lain Others		
Johor	148	46	24	1	1	0	0	220	4,554
Kedah	92	13	19	0	0	0	1	125	3,523
Kelantan	186	9	0	2	0	0	0	197	3,357
Melaka	30	7	3	0	0	0	0	40	1,774
Negeri Sembilan	50	19	20	2	0	0	0	91	1,879
Pahang	98	14	6	3	0	1	2	124	2,282
Perak	92	30	20	2	0	0	0	144	3,114
Perlis	29	2	0	0	0	0	1	32	599
Pulau Pinang	53	39	7	0	0	0	1	100	2,635
Sabah	13	18	1	3	137	0	24	196	2,983
Sarawak	28	24	71	0	0	0	3	126	3,228
Selangor	237	83	87	4	1	1	2	415	7,887
Terengganu	111	5	2	0	0	0	0	118	2,259
W.P. Kuala Lumpur	69	20	13	0	1	0	2	105	3,921
W.P. Labuan	7	2	0	0	2	0	1	12	118
<b>Jumlah/ Total</b>	<b>1,243</b>	<b>331</b>	<b>273</b>	<b>17</b>	<b>142</b>	<b>2</b>	<b>37</b>	<b>2,045</b>	<b>44,113</b>





**11. PUSAT PEMULIHAN  
DALAM KOMUNITI (PDK)**  
*Community Based Rehabilitation  
Centre (CBR)*

**JADUAL 11.1 : BILANGAN PDK MENGIKUT NEGERI, PEKERJA DAN PELATIH, 2016****Table 11.1 : Number of CBR by State, Workers and Trainees, 2016**

<b>Negeri State</b>	<b>Jumlah PDK Total CBR</b>	<b>Pekerja / Employees</b>		<b>Pelatih Coach</b>
		<b>Penyelia Supervisor</b>	<b>Petugas Officer</b>	
Johor	72	72	361	2,354
Kedah	40	40	222	1,566
Kelantan	44	44	150	1,240
Melaka	17	17	84	459
Negeri Sembilan	44	44	204	1,182
Pahang	51	51	213	1,286
Perak	41	39	128	1,092
Perlis	8	8	60	430
Pulau Pinang	23	23	208	1,207
Sabah	36	36	177	2,166
Sarawak	49	49	305	2,916
Selangor	52	52	262	2,137
Terengganu	46	46	187	1,532
W. P Kuala Lumpur	12	12	68	492
W. P Labuan	2	2	9	87
<b>Jumlah / Total</b>	<b>537</b>	<b>535</b>	<b>2,638</b>	<b>20,146</b>



A large, light gray, stylized graphic of a human figure is positioned in the background. The figure is composed of a circular head and a large, curved body that forms a heart-like shape. The overall design is minimalist and modern.

# **12. PERKHIDMATAN KAUNSELING**

*Counselling Services*

**JADUAL 12.1 : BILANGAN DAFTAR KES BENGKEL INTERAKTIF YANG DIRUJUK MENGIKUT SEKSYEN, JANTINA DAN NEGERI, 2016**

**Table 12.1 : Number of Cases Referred Interactive Workshop Register by Section, Sex and State, 2016**

Negeri State	Sek. 30 (8) (a)		Sek. 93 (1) (b)		Jumlah / Total		Jumlah Besar Grand Total
	L M	P F	L M	P F	L M	P F	
Johor	3	0	336	23	339	23	<b>362</b>
Kedah	0	1	137	1	137	2	<b>139</b>
Kelantan	13	0	68	6	81	6	<b>87</b>
Melaka	41	8	435	28	476	36	<b>512</b>
Negeri Sembilan	4	3	60	4	64	7	<b>71</b>
Pahang	0	8	326	6	326	14	<b>340</b>
Perak	122	5	265	9	387	14	<b>401</b>
Perlis	3	0	89	14	92	14	<b>106</b>
Pulau Pinang	2	0	96	8	98	8	<b>106</b>
Sabah	10	3	374	46	384	49	<b>433</b>
Sarawak	2	0	0	0	2	0	<b>2</b>
Selangor	20	10	311	7	331	17	<b>348</b>
Terengganu	0	0	134	34	134	34	<b>168</b>
W.P Kuala Lumpur	0	0	71	6	71	6	<b>77</b>
W.P Labuan	0	0	12	0	12	0	<b>12</b>
<b>Jumlah / Total</b>	<b>220</b>	<b>38</b>	<b>2,714</b>	<b>192</b>	<b>2,934</b>	<b>230</b>	<b>3,164</b>

**JADUAL 12.2 : BILANGAN KES BARU BENGKEL INTERAKTIF YANG DIRUJUK MENGIKUT JENIS KESALAHAN, JANTINA DAN ETNIK, 2016**

**Table 12.2 : Number of New Cases Referred Interactive Workshop Register by Type of Offences, Sex and Ethnic, 2016**

Jenis Kesalahan <i>Types of Offence</i>	Melayu <i>Malay</i>		Cina <i>Chinese</i>		India <i>Indian</i>		PSm <i>PSm</i>		PSb <i>PSb</i>		PSw <i>PSw</i>		Lain-lain <i>Others</i>		Jumlah <i>Total</i>	
	L	P	L	P	L	P	L	P	L	P	L	P	L	P	L	P
	<i>M</i>	<i>F</i>	<i>M</i>	<i>F</i>	<i>M</i>	<i>F</i>	<i>M</i>	<i>F</i>	<i>M</i>	<i>F</i>	<i>M</i>	<i>F</i>	<i>M</i>	<i>F</i>	<i>M</i>	<i>F</i>
Harta benda / <i>Property</i>	415	16	3	0	25	1	1	0	144	12	0	0	0	1	<b>588</b>	<b>30</b>
Dadah / <i>Drugs</i>	176	17	7	1	10	0	0	0	94	35	1	0	7	2	<b>295</b>	<b>55</b>
Sabit manusia / <i>People related</i>	50	3	6	0	13	0	0	0	25	0	0	0	3	0	<b>97</b>	<b>3</b>
Kesalahan jantina / <i>Cross-dressing</i>	39	0	0	0	3	0	0	0	22	0	0	0	0	0	<b>64</b>	<b>0</b>
Lalu lintas / <i>Traffic</i>	31	0	3	0	0	0	0	0	2	0	0	0	2	0	<b>38</b>	<b>0</b>
Senjata / <i>Weapon</i>	5	0	0	0	0	0	2	0	60	0	0	0	0	0	<b>67</b>	<b>0</b>
Akta Kesalahan Kecil / <i>Minor Offences Act</i>	2	0	0	0	1	1	0	0	81	0	0	0	0	0	<b>84</b>	<b>1</b>
Berjudi / <i>Gamble</i>	2	0	2	0	0	0	0	0	0	0	0	0	0	0	<b>4</b>	<b>0</b>
Pemeliharaan/Pelindungan / <i>Care / Protection</i>	7	7	2	0	1	3	0	0	0	0	0	0	0	0	<b>10</b>	<b>10</b>
Tidak Terkawal / <i>Out of Controls</i>	22	4	0	0	5	0	0	0	0	0	0	0	0	0	<b>27</b>	<b>4</b>
Lain-Lain / <i>Others</i>	21	0	0	0	0	0	0	0	0	0	0	0	0	0	<b>21</b>	<b>0</b>
<b>Jumlah / Total</b>	<b>770</b>	<b>47</b>	<b>23</b>	<b>1</b>	<b>58</b>	<b>5</b>	<b>3</b>	<b>0</b>	<b>428</b>	<b>47</b>	<b>1</b>	<b>0</b>	<b>12</b>	<b>3</b>	<b>1,295</b>	<b>103</b>

**JADUAL 12.3 : PERKHIDMATAN KAUNSELING DAN PSIKOLOGI KOMUNITI MENGIKUT JENIS PERKHIDMATAN, BILANGAN KES DAN BILANGAN SESI, 2016**

*Table 12.3 : Community Counselling and Psychology Services by Types of Services, Number of Cases and Sessions, 2016*

Negeri State	Perkhidmatan / Services																Jumlah			
	1. Penaksiran Psikologi		2. Intervensi Krisis		3. Kaunseling Individu		4. Kaunseling Kelompok		5. Kaunseling Keluarga		6. Kaunseling Perkahwinan		7. Tele/ E-kaunseling		8. Psiko Pendidikan		Total			
	1. <i>Pyshological Assessment</i>	2. <i>Crisis Intervention</i>	3. <i>Individual Counselling</i>	4. <i>Group Counselling</i>	5. <i>Family Counselling</i>	6. <i>Marriage Counselling</i>	7. <i>Tele/ E-counselling</i>	8. <i>Pycho Education</i>												
	<i>Bil Kes</i>	<i>Bil Sesi</i>	<i>Bil Kes</i>	<i>Bil Sesi</i>	<i>Bil Kes</i>	<i>Bil Sesi</i>	<i>Bil Kes</i>	<i>Bil Sesi</i>	<i>Bil Kes</i>	<i>Bil Sesi</i>	<i>Bil Kes</i>	<i>Bil Sesi</i>	<i>Bil Kes</i>	<i>Bil Sesi</i>	<i>Bil Kes</i>	<i>Bil Sesi</i>	<i>Bil Kes</i>	<i>Bil Sesi</i>	<i>Bil Kes</i>	<i>Bil Sesi</i>
	<i>No. of Cases</i>	<i>No. of Session</i>	<i>No. of Cases</i>	<i>No. of Session</i>	<i>No. of Cases</i>	<i>No. of Session</i>	<i>No. of Cases</i>	<i>No. of Session</i>	<i>No. of Cases</i>	<i>No. of Session</i>	<i>No. of Cases</i>	<i>No. of Session</i>	<i>No. of Cases</i>	<i>No. of Session</i>	<i>No. of Cases</i>	<i>No. of Session</i>	<i>No. of Cases</i>	<i>No. of Session</i>	<i>No. of Cases</i>	<i>No. of Session</i>
Johor	66	66	88	88	63	104	2	2	26	37	2	2	10	10	476	476	<b>733</b>	<b>785</b>		
Kedah	34	87	58	56	60	64	2	2	6	10	1	18	3	4	160	1,753	<b>324</b>	<b>1,994</b>		
Kelantan	0	0	16	16	11	11	0	0	4	4	0	0	1	1	15	241	<b>47</b>	<b>273</b>		
Melaka	5	5	0	0	85	87	0	0	2	2	0	0	10	11	44	44	<b>146</b>	<b>149</b>		
Negeri Sembilan	14	14	196	165	102	113	2	2	11	11	0	0	7	7	189	1,660	<b>521</b>	<b>1,972</b>		
Pahang	10	39	108	116	57	65	1	1	2	1	0	0	0	0	190	904	<b>368</b>	<b>1,126</b>		
Perak	141	148	47	49	93	86	123	13	50	24	11	8	90	90	435	6,749	<b>990</b>	<b>7,167</b>		
Perlis	2	2	120	2	0	0	0	0	0	0	0	0	0	0	23	2,930	<b>145</b>	<b>2,934</b>		
Pulau Pinang	14	14	76	78	120	129	0	0	11	11	1	1	24	24	112	754	<b>358</b>	<b>1,011</b>		
Sabah	111	111	64	85	104	217	2	14	10	22	0	0	10	11	61	61	<b>362</b>	<b>521</b>		
Sarawak	25	25	250	102	184	184	71	5	0	0	0	0	1	1	8,653	6,655	<b>9,184</b>	<b>6,972</b>		
Selangor	85	85	141	48	707	841	11	9	38	31	0	0	83	83	554	730	<b>1,619</b>	<b>1,827</b>		
Terengganu	0	0	18	18	11	10	0	0	0	0	0	0	0	0	50	95	<b>79</b>	<b>123</b>		
W.P Kuala Lumpur	25	25	88	88	100	123	2	2	4	5	2	2	69	69	280	947	<b>570</b>	<b>1,261</b>		
W.P Labuan	1	6	1	4	2	6	1	2	21	6	0	0	0	0	2	72	<b>28</b>	<b>96</b>		
<b>Jumlah / Total</b>	<b>533</b>	<b>627</b>	<b>1,271</b>	<b>915</b>	<b>1,699</b>	<b>2,040</b>	<b>217</b>	<b>52</b>	<b>185</b>	<b>164</b>	<b>17</b>	<b>31</b>	<b>308</b>	<b>311</b>	<b>11,244</b>	<b>24,071</b>	<b>15,474</b>	<b>28,211</b>		

Nota: Psiko pendidikan turut meliputi aktiviti bimbingan, konsultasi, psikoterapi, bengkel dan seminar.

Note : *Psycho education involves guidance activities, consultation, psychotherapy, workshops and seminars.*

**JADUAL 12.4 : PERKHIDMATAN KAUNSELING DAN PSIKOLOGI ORGANISASI MENGIKUT JENIS PERKHIDMATAN, BILANGAN KES DAN BILANGAN SESI, 2016**

**Table 12.4 : Organizational Counselling Services and Psychology Services by Types of Services, Number of Cases and Session, 2016**

Negeri State	Perkhidmatan / Services																Jumlah	
	1. Penaksiran Psikologi		2. Intervensi Krisis		3. Kaunseling Individu		4. Kaunseling Kelompok		5. Kaunseling Keluarga		6. Kaunseling Perkahwinan		7. Tele/ E-kaunseling		8. Psiko Pendidikan		Total	
	1. Psychological Assessment		2. Crisis Intervention		3. Individual Counselling		4. Group Counselling		5. Family Counselling		6. Marriage Counselling		7. Tele/ E-counselling		8. Psycho Education		Total	
	Bil Kes No. of Cases	Bil Sesi No. of Session	Bil Kes No. of Cases	Bil Sesi No. of Session	Bil Kes No. of Cases	Bil Sesi No. of Session	Bil Kes No. of Cases	Bil Sesi No. of Session	Bil Kes No. of Cases	Bil Sesi No. of Session	Bil Kes No. of Cases	Bil Sesi No. of Session	Bil Kes No. of Cases	Bil Sesi No. of Session	Bil Kes No. of Cases	Bil Sesi No. of Session	Bil Kes No. of Cases	Bil Sesi No. of Session
Johor	2	2	1	1	2	2	0	0	0	0	0	0	0	0	39	2	44	7
Kedah	2	44	69	69	3	3	0	0	0	0	0	0	0	0	239	460	313	576
Kelantan	0	0	83	83	1	1	0	0	0	0	0	0	0	0	0	0	84	84
Melaka	17	17	0	0	139	139	20	20	0	0	0	0	0	0	166	166	342	342
Negeri Sembilan	34	34	0	0	0	0	0	0	0	0	0	0	0	0	2	34	36	68
Pahang	0	0	0	0	1	1	0	0	0	0	0	0	0	0	1	2	2	3
Perak	3	3	0	0	8	8	85	7	0	0	0	0	0	0	248	1,656	344	1,674
Perlis	0	0	0	0	3	6	0	0	0	0	0	0	0	0	3	124	6	130
Pulau Pinang	19	19	1	1	0	0	0	0	0	0	0	0	0	0	11	477	31	497
Sabah	4	4	1	2	6	12	0	0	0	0	0	0	0	0	4	4	15	22
Sarawak	0	0	0	0	1	6	0	0	0	0	0	0	0	0	1	39	2	45
Selangor	168	168	1	1	351	432	22	32	4	4	0	0	0	0	391	502	937	1,139
Terengganu	0	0	0	0	2	2	0	0	0	0	0	0	0	0	0	0	2	2
W.P Kuala Lumpur	0	0	0	0	9	9	0	0	0	0	0	0	0	0	39	506	48	515
W.P Labuan	1	1	0	0	1	2	1	2	0	0	0	0	0	0	1	28	4	33
<b>Jumlah / Total</b>	<b>250</b>	<b>292</b>	<b>156</b>	<b>157</b>	<b>527</b>	<b>623</b>	<b>128</b>	<b>61</b>	<b>4</b>	<b>4</b>	<b>0</b>	<b>0</b>	<b>0</b>	<b>0</b>	<b>1,145</b>	<b>4,000</b>	<b>2,210</b>	<b>5,137</b>



A large, stylized grey graphic in the background depicts a person from the back, holding a child. The person's arms are curved around the child, and the child's head is represented by a circle. The overall shape is reminiscent of a heart or a protective embrace.

# **13. TAMAN ASUHAN KANAK- KANAK (TASKA)**

*Child Care Centre*

**JADUAL 13.1 : BILANGAN TASKA BERDAFTAR, PENGASUH DAN KANAK-KANAK MENGIKUT NEGERI, 2016****Table 13.1 : Number of Registered Child Care Centre, Child Care Provider and Number of Children by State, 2016**

Negeri State	Pendaftaran (diluluskan) Registration (approved)	Pengecualian Exemption	Bil. Pengasuh No. of Caregivers	Bil. Kanak-kanak / No. of Children		
				0-3	3-4	4-6
Johor	317	3	1,034	2,519	2,121	433
Kedah	295	-	1,109	2,664	2,064	259
Kelantan	208	-	576	1,462	909	138
Melaka	109	-	618	1,695	892	373
Negeri Sembilan	201	1	680	2,008	831	539
Pahang	326	-	1,015	3,304	1,853	384
Perak	355	2	1,459	3,147	2,696	738
Perlis	51	-	163	508	268	68
Pulau Pinang	159	1	889	1,986	2,494	0
Sabah	285	6	1,541	3,320	3,749	485
Sarawak	160	-	718	1,704	1,407	199
Selangor	1,258	5	4,972	10,342	8,143	3,249
Terengganu	283	-	1,049	2,866	1,621	191
WP Kuala Lumpur	398	12	1,962	5,439	4,562	484
WP Labuan	26	2	130	257	284	69
<b>Jumlah / Total</b>	<b>4,431</b>	<b>32</b>	<b>17,915</b>	<b>43,221</b>	<b>33,894</b>	<b>7,609</b>
		<b>4,463</b>			<b>84,724</b>	





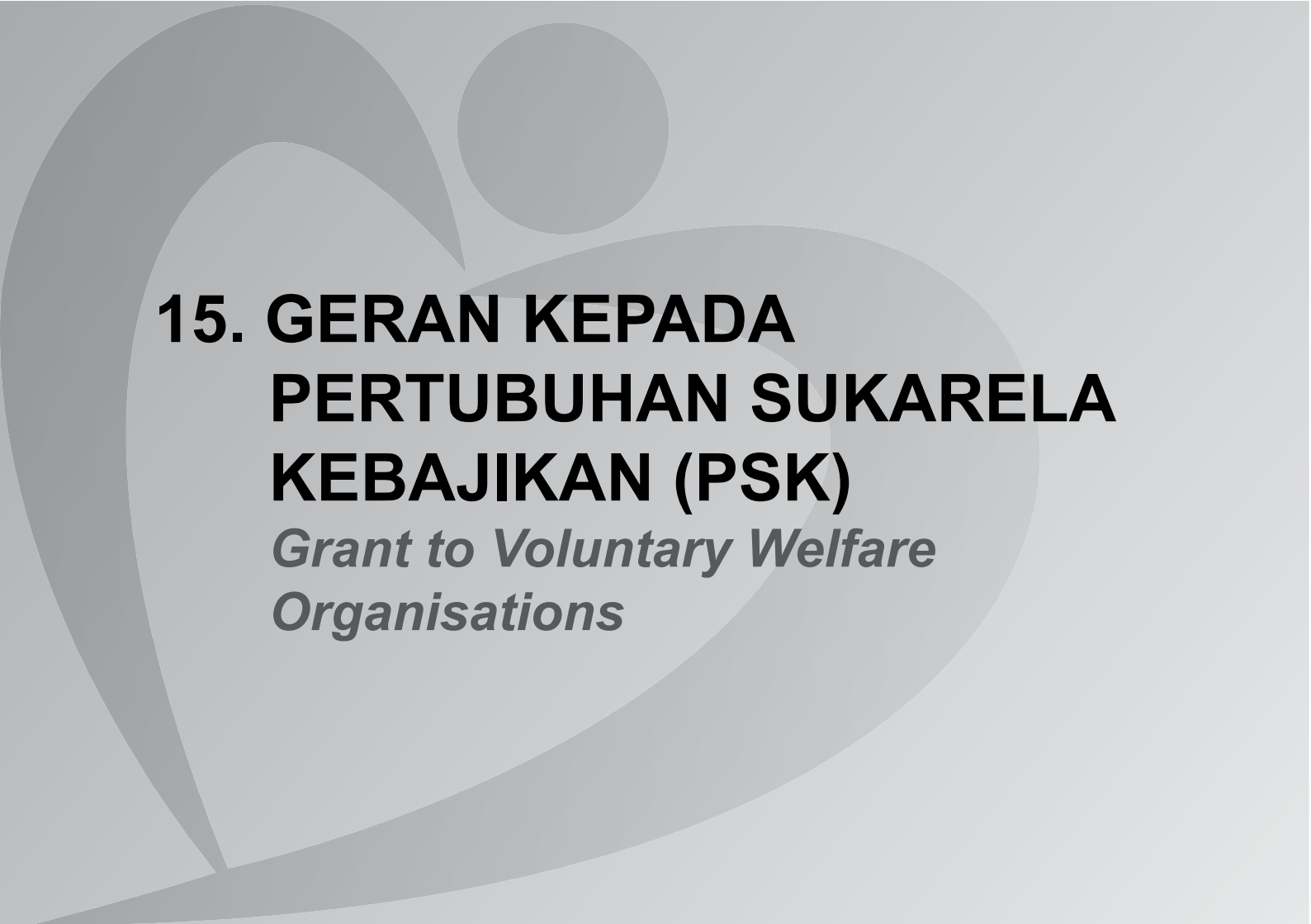
# **14. PUSAT JAGAAN**

*Care Centres*

**JADUAL 14.1 : BILANGAN PUSAT JAGAAN BERDAFTAR, BILANGAN PENJAGA DAN BILANGAN PENGHUNI MENGIKUT NEGERI DAN KATEGORI, 2016**

**Table 14.1 : Number of Registered Care Centres, Number of Carer and Inmates by State and Category, 2016**

Negeri State	Pendaftaran (diluluskan) Registration (approved)	Kategori Category		Kategori Pusat Jagaan Category of Daycare		Bil. Penjaga No. of Guardian			Bil. Penghuni Number of Inmates		
		NGO	Swasta Private	Harian Daycare	Kediaman Residence	Kanak- Kanak Children	OKU PWD's	Orang Tua Senior Citizen	Kanak- Kanak Children	OKU PWD's	Orang Tua Senior Citizen
Johor	180	45	135	101	79	429	195	202	3,163	1,248	883
Kedah	130	51	79	71	59	312	54	60	2,650	565	217
Kelantan	18	7	11	8	10	84	-	-	1,191	-	-
Melaka	110	30	80	60	50	285	76	97	1,994	298	394
Negeri Sembilan	118	39	79	66	52	272	77	101	1,732	328	390
Pahang	100	29	71	66	34	225	86	58	1,744	285	523
Perak	326	145	181	142	184	510	408	297	4,517	3,662	1,960
Perlis	16	10	6	3	13	21	6	2	289	16	54
Pulau Pinang	108	35	73	69	39	378	127	124	2,534	504	824
Sabah	12	2	10	10	2	13	-	2	172	-	85
Sarawak	37	14	23	21	16	93	95	51	596	536	122
Selangor	564	157	407	340	224	2,009	328	492	11,499	1,522	1,656
Terengganu	17	11	6	8	9	54	4	18	469	16	232
WP Kuala Lumpur	114	20	94	80	34	325	130	123	2,912	556	685
WP Labuan	3	1	2	3	-	3	5	-	29	33	-
<b>Jumlah / Total</b>	<b>1,853</b>	<b>596</b>	<b>1,257</b>	<b>1,048</b>	<b>805</b>	<b>5,013</b>	<b>1,591</b>	<b>1,627</b>	<b>35,491</b>	<b>9,569</b>	<b>8,025</b>
	<b>1,853</b>	<b>1,853</b>		<b>1,853</b>			<b>8,231</b>			<b>53,085</b>	

A large, light gray, stylized graphic of a human figure is positioned in the background. The figure is composed of a circular head and a large, curved, open-bottom shape representing the torso and arms, all rendered in a solid light gray color.

**15. GERAN KEPADA  
PERTUBUHAN SUKARELA  
KEBAJIKAN (PSK)**

*Grant to Voluntary Welfare  
Organisations*

**JADUAL 15.1 BILANGAN PERTUBUHAN SUKARELA KEBAJIKAN YANG MENERIMA GERAN BANTUAN MENGIKUT NEGERI, 2016**  
**Table 15.1 : Number of Grants to Voluntary Welfare Organisations by State, 2016**

<b>Negeri / State</b>	<b>Bil PSK / No. of VWO</b>	<b>Penghuni / Inmates</b>	<b>Geran / Grant (RM'000)</b>
Kebangsaan / National	<b>24</b>	<b>1,236</b>	<b>5,935.1</b>
Johor	19	1,022	2,113.2
Kedah	16	665	1,308.1
Kelantan	8	544	921.3
Melaka	10	482	862.4
Negeri Sembilan	14	269	824.4
Pahang	9	382	636.8
Perak	18	882	1,568.0
Perlis	5	109	521.7
Pulau Pinang	24	1,083	2,068.3
Sabah	2	126	166.0
Sarawak	8	511	741.5
Selangor	54	2,244	3,439.6
Terengganu	9	649	671.8
W. P Kuala Lumpur	14	707	1,269.6
W. P Labuan	0	0	0.0
<b>Jumlah / Total</b>	<b>234</b>	<b>10,911</b>	<b>23,047.7</b>

**JADUAL 15.2 : BILANGAN PERTUBUHAN SUKARELA KEBAJIKAN YANG MENERIMA GERAN BANTUAN MENGIKUT KUMPULAN SASAR PERKHIDMATAN, 2016**

**Table 15.2 : Number of Grants to Voluntary Welfare Organisations by Target Groups, 2016**

<b>Bil / No.</b>	<b>Kumpulan Sasar / Target Groups</b>	<b>Jumlah PSK / No. of VWO</b>	<b>Penghuni / Inmates</b>	<b>Geran / Grant (RM'000)</b>
1	OKU / PWD's	94	3,617	9,407.7
2	Kanak-Kanak / Children	98	5,023	7,567.5
3	Warga Emas / Senior Citizen	22	1,802	3,523.1
4	Keluarga / Family	15	307	2,402.5
5	Wanita/ Akhlak/ Lain-lain / Women / Others	5	162	146.9
	<b>Jumlah / Total</b>	<b>234</b>	<b>10,911</b>	<b>23,047.7</b>



A large, light gray, stylized graphic of a person with their arms raised in a 'V' shape, serving as a background for the text.

# **BAHAGIAN C : PERKHIDMATAN INSTITUSI**

*Section C : Institutional Services*

**JADUAL 1: BILANGAN PENGHUNI/PELATIH MENGIKUT INSTITUSI DAN JANTINA, 2016**  
**Table 1 : Number of Inmates/Trainees by Institution and Sex, 2016**

<b>Institusi / Institution</b>		<b>Jantina / Gender</b>		<b>Jumlah / Total</b>
		<b>L / M</b>	<b>P / F</b>	
Asrama Akhlak	AA	107	33	<b>140</b>
Sekolah Tunas Bakti	STB	773	317	<b>1,090</b>
Taman Seri Puteri	TSP	0	115	<b>115</b>
Taman Sinar Harapan	TSH	292	306	<b>598</b>
Pusat Latihan Perindustrian Dan Pemulihan	PLPP	27	17	<b>44</b>
Bengkel Terlindung	BD	55	49	<b>104</b>
Desa Bina Diri	DBD	689	331	<b>1,020</b>
Rumah Kanak-Kanak	RKK	540	626	<b>1,166</b>
Rumah Seri Kenangan	RSK	962	624	<b>1,586</b>
Rumah Ehsan	RE	109	104	<b>213</b>
		<b>3,554</b>	<b>2,522</b>	<b>6,076</b>



**JADUAL 2: BILANGAN PENGHUNI/PELATIH MENGIKUT INSTITUSI DAN ETNIK, 2016**  
**Table 2 : Number of Inmates/Trainees by Institution and Ethnic, 2016**

<b>Institusi</b> <i>Institution</i>	<b>Melayu</b> <i>Malay</i>	<b>Cina</b> <i>Chinese</i>	<b>India</b> <i>Indian</i>	<b>PSm</b> <i>PSm</i>	<b>PSb</b> <i>PSb</i>	<b>PSw</b> <i>PSw</i>	<b>Lain-lain</b> <i>Others</i>	<b>Jumlah</b> <i>Total</i>
Asrama Akhlak	126	5	6	0	0	0	3	<b>140</b>
Sekolah Tunas Bakti	899	33	52	3	52	47	4	<b>1,090</b>
Taman Seri Puteri	80	3	2	0	16	7	7	<b>115</b>
Taman Sinar Harapan	320	173	68	3	1	12	21	<b>598</b>
Pusat Latihan Perindustrian Dan Pemulihan	44	0	0	0	0	0	0	<b>44</b>
Bengkel Terlindung	100	1	3	0	0	0	0	<b>104</b>
Desa Bina Diri	507	252	235	1	10	9	6	<b>1,020</b>
Rumah Kanak-Kanak	646	62	118	4	49	57	230	<b>1,166</b>
Rumah Seri Kenangan	823	464	281	2	1	0	15	<b>1,586</b>
Rumah Ehsan	140	42	27	0	0	0	4	<b>213</b>
	<b>3,685</b>	<b>1,035</b>	<b>792</b>	<b>13</b>	<b>129</b>	<b>132</b>	<b>290</b>	<b>6,076</b>



A large, stylized grey graphic of a person's head and shoulders, facing right. The head is a circle, and the shoulders are two curved shapes that meet at the neck. The graphic is semi-transparent and serves as a background for the text.

# **1. ASRAMA AKHLAK**

*Probation Hostel*

**JADUAL 1.1 : BILANGAN PENGHUNI ASRAMA AKHLAK MENGIKUT INSTITUSI DAN JANTINA, 2016**  
**Table 1.1 : Number of Probation Hostel Inmates by Institution and Sex, 2016**

<b>Institusi / Institution</b>	<b>Jantina / Gender</b>	
	<b>L / M</b>	<b>P / F</b>
Asrama Pokok Sena	19	0
Asrama Bukit Baru	18	0
Asrama Rusila	32	0
Asrama Sentosa	20	0
Asrama Paya Terubong	1	0
Asrama Kempas	13	0
Asrama Bahagia (P)	0	25
Asrama Jitra (P)	0	8
Asrama Akhlak Kuching	4	0
<b>Jumlah / Total</b>	<b>107</b>	<b>33</b>
		<b>140</b>

**JADUAL 1.2 : BILANGAN PENGHUNI ASRAMA AKHLAK MENGIKUT KUMPULAN ETNIK DAN JANTINA, 2016**  
**Table 1.2 : Number of Probation Hostel Inmates by Ethnic Group and Sex, 2016**

Institusi <i>Institution</i>	Lelaki / Male								Perempuan / Female								Jum <i>Total</i>	
	Melayu	Cina	India	PSm	PSb	PSw	Lain-lain	Jum	Melayu	Cina	India	PSm	PSb	PSw	Lain-lain	Jum		
	<i>Malay</i>	<i>Chinese</i>	<i>Indian</i>	<i>PSm</i>	<i>PSb</i>	<i>PSw</i>	<i>Others</i>	<i>Total</i>	<i>Malay</i>	<i>Chinese</i>	<i>Indian</i>	<i>PSm</i>	<i>PSb</i>	<i>PSw</i>	<i>Others</i>	<i>Total</i>		
	(A)								(B)								(A+B)	
Asrama Pokok Sena	18	1	0	0	0	0	0	19	0	0	0	0	0	0	0	0	0	19
Asrama Bukit Baru	14	0	2	0	0	0	2	18	0	0	0	0	0	0	0	0	0	18
Asrama Rusila	32	0	0	0	0	0	0	32	0	0	0	0	0	0	0	0	0	32
Asrama Sentosa	15	2	3	0	0	0	0	20	0	0	0	0	0	0	0	0	0	20
Asrama Paya Terubong	1	0	0	0	0	0	0	1	0	0	0	0	0	0	0	0	0	1
Asrama Bukit Senyum	12	0	1	0	0	0	0	13	0	0	0	0	0	0	0	0	0	13
Asrama Bahagia (P)	0	0	0	0	0	0	0	0	24	1	0	0	0	0	0	0	25	25
Asrama Jitra (P)	0	0	0	0	0	0	0	0	6	1	0	0	0	0	1	8	8	
Asrama Akhlak Kuching	4	0	0	0	0	0	0	4	0	0	0	0	0	0	0	0	0	4
<b>Jumlah / Total</b>	<b>96</b>	<b>3</b>	<b>6</b>	<b>0</b>	<b>0</b>	<b>0</b>	<b>2</b>	<b>107</b>	<b>30</b>	<b>2</b>	<b>0</b>	<b>0</b>	<b>0</b>	<b>0</b>	<b>1</b>	<b>33</b>	<b>140</b>	

**JADUAL 1.3 : BILANGAN PENGHUNI ASRAMA AKHLAK MENGIKUT KUMPULAN UMUR DAN JANTINA, 2016****Table 1.3 : Number of Probation Hostel Inmates by Age Group and Sex, 2016**

<b>Kumpulan Umur Age Group</b>	<b>10 - 11 tahun age</b>	<b>12 - 13 tahun age</b>	<b>14 - 15 tahun age</b>	<b>16 - 17 tahun age</b>	<b>&gt; 18 tahun age</b>	<b>Jumlah Total</b>
Lelaki / Male	0	20	41	46	0	107
Perempuan / Female	0	4	13	16	0	33
<b>Jumlah / Total</b>	<b>0</b>	<b>24</b>	<b>54</b>	<b>62</b>	<b>0</b>	<b>140</b>

**JADUAL 1.4 : BILANGAN KEMASUKAN PENGHUNI ASRAMA AKHLAK MENGIKUT KUMPULAN ETNIK DAN JANTINA, 2016**

**Table 1.4 : Number of Admission of Probation Hostel Inmates by Ethnic Group and Sex, 2016**

Institusi <i>Institution</i>	Lelaki / Male									Perempuan / Female									Jum <i>Total</i>
	Melayu	Cina	India	PSm	PSb	PSw	Lain-lain	Jum	Melayu	Cina	India	PSm	PSb	PSw	Lain-lain	Jum	Jum		
	<i>Malay</i>	<i>Chinese</i>	<i>Indian</i>	<i>PSm</i>	<i>PSb</i>	<i>PSw</i>	<i>Others</i>	<i>Total</i>	<i>Malay</i>	<i>Chinese</i>	<i>Indian</i>	<i>PSm</i>	<i>PSb</i>	<i>PSw</i>	<i>Others</i>	<i>Total</i>	<i>(A+B)</i>		
	(A)									(B)									(A+B)
Asrama Pokok Sena	29	1	1	0	0	0	0	31	0	0	0	0	0	0	0	0	0	31	
Asrama Bukit Baru	14	0	3	0	0	0	2	19	0	0	0	0	0	0	0	0	0	19	
Asrama Rusila	34	0	0	0	0	0	0	34	0	0	0	0	0	0	0	0	0	34	
Asrama Sentosa	18	2	3	0	0	0	0	23	0	0	0	0	0	0	0	0	0	23	
Asrama Paya Terubong	4	0	0	0	0	0	0	4	0	0	0	0	0	0	0	0	0	4	
Asrama Bukit Senyum	18	0	2	0	0	0	0	20	0	0	0	0	0	0	0	0	0	20	
Asrama Bahagia (P)	0	0	0	0	0	0	0	0	24	1	1	0	0	0	0	0	26	26	
Asrama Jitra (P)	0	0	0	0	0	0	0	0	24	1	2	0	0	0	1	28	28		
Asrama Akhlak Kuching	0	0	0	0	0	0	0	0	0	0	0	0	0	0	0	0	0	0	
<b>Jumlah / Total</b>	<b>117</b>	<b>3</b>	<b>9</b>	<b>0</b>	<b>0</b>	<b>0</b>	<b>2</b>	<b>131</b>	<b>48</b>	<b>2</b>	<b>3</b>	<b>0</b>	<b>0</b>	<b>0</b>	<b>1</b>	<b>54</b>	<b>185</b>		

**JADUAL 1.5 : BILANGAN KELUARAN PENGHUNI ASRAMA AKHLAK MENGIKUT KUMPULAN ETNIK DAN JANTINA, 2016**

**Table 1.5 : Number of Release of Probation Hostel Inmates by Ethnic Group and Sex, 2016**

Institusi <i>Institution</i>	Lelaki / Male								Perempuan / Female								Jum <i>Total</i>
	Melayu <i>Malay</i>	Cina <i>Chinese</i>	India <i>Indian</i>	PSm <i>PSm</i>	PSb <i>PSb</i>	PSw <i>PSw</i>	Lain-lain <i>Others</i>	Jum <i>Total</i>	Melayu <i>Malay</i>	Cina <i>Chinese</i>	India <i>Indian</i>	PSm <i>PSm</i>	PSb <i>PSb</i>	PSw <i>PSw</i>	Lain-lain <i>Others</i>	Jum <i>Total</i>	
	(A)								(B)								(A+B)
Asrama Pokok Sena	28	0	1	0	0	0	0	29	0	0	0	0	0	0	0	0	29
Asrama Bukit Baru	12	2	2	0	0	0	2	18	0	0	0	0	0	0	0	0	18
Asrama Rusila	34	1	0	0	0	0	0	35	0	0	0	0	0	0	0	0	35
Asrama Sentosa	14	0	3	0	0	0	0	17	0	0	0	0	0	0	0	0	17
Asrama Paya Terubong	9	0	1	0	0	0	0	10	0	0	0	0	0	0	0	0	10
Asrama Bukit Senyum	19	1	5	0	0	0	1	26	0	0	0	0	0	0	0	0	26
Asrama Bahagia (P)	0	0	0	0	0	0	0	0	21	0	1	0	0	0	0	22	22
Asrama Jitra (P)	0	0	0	0	0	0	0	0	29	2	2	0	0	0	0	33	33
Asrama Akhlak Kuching	1	0	0	0	0	1	0	2	0	0	0	0	0	0	0	0	2
<b>Jumlah / Total</b>	<b>117</b>	<b>4</b>	<b>12</b>	<b>0</b>	<b>0</b>	<b>1</b>	<b>3</b>	<b>137</b>	<b>50</b>	<b>2</b>	<b>3</b>	<b>0</b>	<b>0</b>	<b>0</b>	<b>0</b>	<b>55</b>	<b>192</b>



A large, light gray, stylized graphic of a person with their arms raised in a 'V' shape, serving as a background for the text.

## **2. SEKOLAH TUNAS BAKTI (STB)**

*Sekolah Tunas Bakti*

**JADUAL 2.1 : BILANGAN PENGHUNI STB MENGIKUT INSTITUSI DAN JANTINA, 2016**  
**Table 2.1 : Number of STB Inmates by Institution and Sex, 2016**

<b>Institusi / Institution</b>	<b>Jantina / Gender</b>	
	<b>L / M</b>	<b>P / F</b>
STB Jerantut	0	0
STB Kota Kinabalu	55	0
STB Kuching	67	0
STB Teluk Air Tawar	83	0
STB Sungai Besi	415	0
STB Taiping	153	0
STB Sungai Lereh (P)	0	176
STB Miri (P)	0	23
STB Marang (P)	0	118
<b>Jumlah / Total</b>	<b>773</b>	<b>317</b>
		<b>1,090</b>

**JADUAL 2.2 : BILANGAN PENGHUNI STB MENGIKUT KUMPULAN ETNIK DAN JANTINA, 2016**  
**Table 2.2 : Number of STB Inmates by Ethnic Group and Sex, 2016**

Institusi <i>Institution</i>	Lelaki / Male								Perempuan / Female								Jum <i>Total</i>	
	Melayu	Cina	India	PSm	PSb	PSw	Lain-lain	Jum	Melayu	Cina	India	PSm	PSb	PSw	Lain-lain	Jum		
	<i>Malay</i>	<i>Chinese</i>	<i>Indian</i>	<i>PSm</i>	<i>PSb</i>	<i>PSw</i>	<i>Others</i>	<i>Total</i>	<i>Malay</i>	<i>Chinese</i>	<i>Indian</i>	<i>PSm</i>	<i>PSb</i>	<i>PSw</i>	<i>Others</i>	<i>Total</i>		
	(A)								(B)								(A+B)	
STB Jerantut	0	0	0	0	0	0	0	0	0	0	0	0	0	0	0	0	0	0
STB Kota Kinabalu	0	6	1	0	46	2	0	55	0	0	0	0	0	0	0	0	0	55
STB Kuching	28	5	0	0	0	34	0	67	0	0	0	0	0	0	0	0	0	67
STB Teluk Air Tawar	79	1	3	0	0	0	0	83	0	0	0	0	0	0	0	0	0	83
STB Sungai Besi	369	6	30	1	2	4	3	415	0	0	0	0	0	0	0	0	0	415
STB Taiping	140	3	7	2	1	0	0	153	0	0	0	0	0	0	0	0	0	153
STB Sungai Lereh (P)	0	0	0	0	0	0	0	0	159	5	10	0	0	1	1	176	176	
STB Miri (P)	0	0	0	0	0	0	0	0	10	4	0	0	3	6	0	23	23	
STB Marang (P)	0	0	0	0	0	0	0	0	114	3	1	0	0	0	0	118	118	
<b>Jumlah / Total</b>	<b>616</b>	<b>21</b>	<b>41</b>	<b>3</b>	<b>49</b>	<b>40</b>	<b>3</b>	<b>773</b>	<b>283</b>	<b>12</b>	<b>11</b>	<b>0</b>	<b>3</b>	<b>7</b>	<b>1</b>	<b>317</b>	<b>1,090</b>	

**JADUAL 2.3 : BILANGAN KEMASUKAN PENGHUNI STB MENGIKUT KUMPULAN ETNIK DAN JANTINA, 2016**  
**Table 2.3 : Number of Admission of STB Inmates by Ethnic Group and Sex, 2016**

Institusi <i>Institution</i>	Lelaki / Male								Perempuan / Female								Jum <i>Total</i>
	Melayu <i>Malay</i>	Cina <i>Chinese</i>	India <i>Indian</i>	PSm <i>PSm</i>	PSb <i>PSb</i>	PSw <i>PSw</i>	Lain-lain <i>Others</i>	Jum <i>Total</i>	Melayu <i>Malay</i>	Cina <i>Chinese</i>	India <i>Indian</i>	PSm <i>PSm</i>	PSb <i>PSb</i>	PSw <i>PSw</i>	Lain-lain <i>Others</i>	Jum <i>Total</i>	
	(A)								(B)								(A+B)
STB Jerantut	0	0	0	0	0	0	0	0	0	0	0	0	0	0	0	0	0
STB Kota Kinabalu	0	2	0	0	23	0	0	25	0	0	0	0	0	0	0	0	25
STB Kuching	12	1	0	0	0	14	0	27	0	0	0	0	0	0	0	0	27
STB Teluk Air Tawar	62	0	2	0	0	0	0	64	0	0	0	0	0	0	0	0	64
STB Sungai Besi	126	1	11	1	0	3	1	143	0	0	0	0	0	0	0	0	143
STB Taiping	91	3	6	1	0	1	0	102	0	0	0	0	0	0	0	0	102
STB Sungai Lereh (P)	0	0	0	0	0	0	0	0	58	6	8	0	0	1	1	74	74
STB Miri (P)	0	0	0	0	0	0	0	0	3	1	0	0	0	4	0	8	8
STB Marang (P)	0	0	0	0	0	0	0	0	38	2	0	0	0	0	0	40	40
<b>Jumlah / Total</b>	<b>291</b>	<b>7</b>	<b>19</b>	<b>2</b>	<b>23</b>	<b>18</b>	<b>1</b>	<b>361</b>	<b>99</b>	<b>9</b>	<b>8</b>	<b>0</b>	<b>0</b>	<b>5</b>	<b>1</b>	<b>122</b>	<b>483</b>

**JADUAL 2.4 : BILANGAN KELUARAN PENGHUNI STB MENGIKUT KUMPULAN ETNIK DAN JANTINA, 2016**  
**Table 2.4 : Number of Release of STB by Ethnic Group and Sex, 2016**

Institusi <i>Institution</i>	Lelaki / Male								Perempuan / Female								Jum <i>Total</i>
	Melayu	Cina	India	PSm	PSb	PSw	Lain-lain	Jum	Melayu	Cina	India	PSm	PSb	PSw	Lain-lain	Jum	
	<i>Malay</i>	<i>Chinese</i>	<i>Indian</i>	<i>PSm</i>	<i>PSb</i>	<i>PSw</i>	<i>Others</i>	<i>Total</i>	<i>Malay</i>	<i>Chinese</i>	<i>Indian</i>	<i>PSm</i>	<i>PSb</i>	<i>PSw</i>	<i>Others</i>	<i>Total</i>	
	(A)								(B)								(A+B)
STB Jerantut	0	0	0	0	0	0	0	0	0	0	0	0	0	0	0	0	0
STB Kota Kinabalu	0	3	0	0	31	3	0	37	0	0	0	0	0	0	0	0	37
STB Kuching	21	1	0	0	0	18	0	40	0	0	0	0	0	0	0	0	40
STB Teluk Air Tawar	123	3	9	0	0	0	0	135	0	0	0	0	0	0	0	0	135
STB Sungai Besi	60	1	6	0	0	1	0	68	0	0	0	0	0	0	0	0	68
STB Taiping	70	3	6	0	1	1	0	81	0	0	0	0	0	0	0	0	81
STB Sungai Lereh (P)	0	0	0	0	0	0	0	0	33	5	5	0	0	0	0	43	43
STB Miri (P)	0	0	0	0	0	0	0	0	1	0	0	0	0	2	0	3	3
STB Marang (P)	0	0	0	0	0	0	0	0	54	0	1	0	0	0	0	55	55
<b>Jumlah / Total</b>	<b>274</b>	<b>11</b>	<b>21</b>	<b>0</b>	<b>32</b>	<b>23</b>	<b>0</b>	<b>361</b>	<b>88</b>	<b>5</b>	<b>6</b>	<b>0</b>	<b>0</b>	<b>2</b>	<b>0</b>	<b>101</b>	<b>462</b>





### **3. TAMAN SERI PUTERI (TSP)**

*Taman Seri Puteri*

**JADUAL 3.1 : BILANGAN PENGHUNI TSP MENGIKUT INSTITUSI DAN JANTINA, 2016****Table 3.1 : Number of TSP Inmates by Institution and Sex, 2016**

<b>Institusi / Institution</b>	<b>Jantina / Gender</b>	
	<b>L / M</b>	<b>P / F</b>
TSP Batu Gajah	0	53
TSP Cheras	0	23
TSP Kota Kinabalu	0	27
TSP Kuching	0	12
<b>Jumlah / Total</b>	<b>0</b>	<b>115</b>
		<b>115</b>



**JADUAL 3.2 : BILANGAN PENGHUNI TSP MENGIKUT KUMPULAN ETNIK DAN JANTINA, 2016**  
**Table 3.2 : Number of TSP Inmates by Ethnic Group and Sex, 2016**

Institusi <i>Institution</i>	Lelaki / Male								Perempuan / Female								Jumlah / Total <i>Total</i>
	Melayu	Cina	India	PSm	PSb	PSw	Lain-lain	Jumlah	Melayu	Cina	India	PSm	PSb	PSw	Lain-lain	Jumlah	
	<i>Malay</i>	<i>Chinese</i>	<i>Indian</i>	<i>PSm</i>	<i>PSb</i>	<i>PSw</i>	<i>Others</i>	<i>Total</i>	<i>Malay</i>	<i>Chinese</i>	<i>Indian</i>	<i>PSm</i>	<i>PSb</i>	<i>PSw</i>	<i>Others</i>	<i>Total</i>	
	(A)								(B)								(A+B)
TSP Batu Gajah	0	0	0	0	0	0	0	0	51	1	1	0	0	0	0	53	53
TSP Cheras	0	0	0	0	0	0	0	0	22	0	1	0	0	0	0	23	23
TSP Kota Kinabalu	0	0	0	0	0	0	0	0	1	1	0	0	16	2	7	27	27
TSP Kuching	0	0	0	0	0	0	0	0	6	1	0	0	0	5	0	12	12
<b>Jumlah / Total</b>	<b>0</b>	<b>0</b>	<b>0</b>	<b>0</b>	<b>0</b>	<b>0</b>	<b>0</b>	<b>0</b>	<b>80</b>	<b>3</b>	<b>2</b>	<b>0</b>	<b>16</b>	<b>7</b>	<b>7</b>	<b>115</b>	<b>115</b>

**JADUAL 3.3 : BILANGAN KEMASUKAN PENGHUNI TSP MENGIKUT KUMPULAN ETNIK DAN JANTINA, 2016**  
**Table 3.3 : Number of Admission of TSP Inmates by Ethnic Group and Sex, 2016**

Institusi <i>Institution</i>	Lelaki / Male								Perempuan / Female								Jumlah / Total <i>Total</i>
	Melayu	Cina	India	PSm	PSb	PSw	Lain-lain	Jumlah	Melayu	Cina	India	PSm	PSb	PSw	Lain-lain	Jumlah	
	<i>Malay</i>	<i>Chinese</i>	<i>Indian</i>	<i>PSm</i>	<i>PSb</i>	<i>PSw</i>	<i>Others</i>	<i>Total</i>	<i>Malay</i>	<i>Chinese</i>	<i>Indian</i>	<i>PSm</i>	<i>PSb</i>	<i>PSw</i>	<i>Others</i>	<i>Total</i>	
	(A)								(B)								(A+B)
TSP Batu Gajah	0	0	0	0	0	0	0	0	85	1	4	0	0	0	0	90	90
TSP Cheras	0	0	0	0	0	0	0	0	63	1	3	0	0	0	2	69	69
TSP Kota Kinabalu	0	0	0	0	0	0	0	0	0	2	0	0	10	1	5	18	18
TSP Kuching	0	0	0	0	0	0	0	0	6	2	0	0	0	3	0	11	11
<b>Jumlah / Total</b>	<b>0</b>	<b>0</b>	<b>0</b>	<b>0</b>	<b>0</b>	<b>0</b>	<b>0</b>	<b>0</b>	<b>154</b>	<b>6</b>	<b>7</b>	<b>0</b>	<b>10</b>	<b>4</b>	<b>7</b>	<b>188</b>	<b>188</b>

### JADUAL 3.4 : BILANGAN KELUARAN PENGHUNI TSP MENGIKUT KUMPULAN ETNIK DAN JANTINA, 2016

Table 3.4 : Number of Release of TSP Inmates by Ethnic Group and Sex, 2016

Institusi <i>Institution</i>	Lelaki / Male								Perempuan / Female								Jum <i>Total</i>
	Melayu	Cina	India	PSm	PSb	PSw	Lain-lain	Jum	Melayu	Cina	India	PSm	PSb	PSw	Lain-lain	Jum	
	<i>Malay</i>	<i>Chinese</i>	<i>Indian</i>	<i>PSm</i>	<i>PSb</i>	<i>PSw</i>	<i>Others</i>	<i>Total</i>	<i>Malay</i>	<i>Chinese</i>	<i>Indian</i>	<i>PSm</i>	<i>PSb</i>	<i>PSw</i>	<i>Others</i>	<i>Total</i>	
	(A)								(B)								(A+B)
TSP Batu Gajah	0	0	0	0	0	0	0	0	84	1	5	0	0	0	0	90	90
TSP Cheras	0	0	0	0	0	0	0	0	64	2	2	0	0	0	2	70	70
TSP Kota Kinabalu	0	0	0	0	0	0	0	0	0	2	1	0	8	2	5	18	18
TSP Kuching	0	0	0	0	0	0	0	0	8	4	0	0	0	8	0	20	20
<b>Jumlah / Total</b>	<b>0</b>	<b>0</b>	<b>0</b>	<b>0</b>	<b>0</b>	<b>0</b>	<b>0</b>	<b>0</b>	<b>156</b>	<b>9</b>	<b>8</b>	<b>0</b>	<b>8</b>	<b>10</b>	<b>7</b>	<b>198</b>	<b>198</b>

A large, stylized grey graphic of a person with arms raised, positioned in the background. The figure is composed of simple, rounded shapes, with a circular head and two large, curved arms extending upwards and outwards. The overall style is minimalist and modern.

# **4. TAMAN SINAR HARAPAN (TSH)**

*Taman Sinar Harapan*

**JADUAL 4.1 : BILANGAN PENGHUNI TSH MENGIKUT INSTITUSI DAN JANTINA, 2016****Table 4.1 : Number of TSH Inmates by Institution and Sex, 2016**

<b>Institusi / Institution</b>	<b>Jantina / Gender</b>	
	<b>L / M</b>	<b>P / F</b>
TSH Jubli	0	37
TSH Tampoi	78	0
TSH Kuala Kubu Bharu	88	131
TSH Kuala Terengganu	23	43
TSH Seremban	43	34
TSH Cheras	22	37
TSH Jitra	38	24
<b>Jumlah / Total</b>	<b>292</b>	<b>306</b>
		<b>598</b>

## JADUAL 4.2 : BILANGAN PENGHUNI TSH MENGIKUT KUMPULAN ETNIK DAN JANTINA, 2016

Table 4.2 : Number of TSH Inmates by Ethnic Group and Sex, 2016

Institusi <i>Institution</i>	Lelaki / Male									Perempuan / Female									Jum <i>Total</i>
	Melayu	Cina	India	PSm	PSb	PSw	Lain-lain	Jum	Melayu	Cina	India	PSm	PSb	PSw	Lain-lain	Jum	Jum		
	<i>Malay</i>	<i>Chinese</i>	<i>Indian</i>	<i>PSm</i>	<i>PSb</i>	<i>PSw</i>	<i>Others</i>	<i>Total</i>	<i>Malay</i>	<i>Chinese</i>	<i>Indian</i>	<i>PSm</i>	<i>PSb</i>	<i>PSw</i>	<i>Others</i>	<i>Total</i>	<i>(A)</i>	<i>(B)</i>	
TSH Jubli	0	0	0	0	0	0	0	0	7	24	6	0	0	0	0	37	37		
TSH Tampoi	32	33	11	0	0	2	0	78	0	0	0	0	0	0	0	0	78		
TSH Kuala Kubu Bharu	52	27	8	0	0	0	1	88	58	47	22	2	0	2	0	131	219		
TSH Kuala Terengganu	20	1	0	0	0	1	1	23	24	15	2	1	0	1	0	43	66		
TSH Seremban	36	2	2	0	1	0	2	43	25	3	3	0	0	3	0	34	77		
TSH Cheras	13	4	3	0	0	2	0	22	23	10	4	0	0	0	0	37	59		
TSH Jitra	19	5	5	0	0	0	9	38	11	2	2	0	0	1	8	24	62		
<b>Jumlah / Total</b>	<b>172</b>	<b>72</b>	<b>29</b>	<b>0</b>	<b>1</b>	<b>5</b>	<b>13</b>	<b>292</b>	<b>148</b>	<b>101</b>	<b>39</b>	<b>3</b>	<b>0</b>	<b>7</b>	<b>8</b>	<b>306</b>	<b>598</b>		

**JADUAL 4.3 : BILANGAN KEMASUKAN PENGHUNI TSH MENGIKUT KUMPULAN ETNIK DAN JANTINA, 2016**  
**Table 4.3 : Number of Admission of TSH Inmates by Ethnic Group and Sex, 2016**

Institusi <i>Institution</i>	Lelaki / Male								Perempuan / Female								Jum <i>Total</i>
	Melayu <i>Malay</i>	Cina <i>Chinese</i>	India <i>Indian</i>	PSm <i>PSm</i>	PSb <i>PSb</i>	PSw <i>PSw</i>	Lain-lain <i>Others</i>	Jum <i>Total</i>	Melayu <i>Malay</i>	Cina <i>Chinese</i>	India <i>Indian</i>	PSm <i>PSm</i>	PSb <i>PSb</i>	PSw <i>PSw</i>	Lain-lain <i>Others</i>	Jum <i>Total</i>	
	(A)								(B)								(A+B)
TSH Jubli	0	0	0	0	0	0	0	0	4	0	0	0	0	0	0	4	4
TSH Tampoi	10	2	2	0	0	0	0	14	0	0	0	0	0	0	0	0	14
TSH Kuala Kubu Bharu	15	5	3	0	0	0	1	24	12	0	1	0	0	0	0	13	37
TSH Kuala Terengganu	5	0	0	0	0	0	0	5	3	0	0	2	0	0	0	5	10
TSH Seremban	11	2	1	0	0	0	1	15	10	0	2	0	0	0	0	12	27
TSH Cheras	13	4	3	0	0	2	0	22	18	6	3	0	0	0	0	27	49
TSH Jitra	4	0	2	0	0	0	1	7	5	0	2	0	0	0	0	7	14
<b>Jumlah / Total</b>	<b>58</b>	<b>13</b>	<b>11</b>	<b>0</b>	<b>0</b>	<b>2</b>	<b>3</b>	<b>87</b>	<b>52</b>	<b>6</b>	<b>8</b>	<b>2</b>	<b>0</b>	<b>0</b>	<b>0</b>	<b>68</b>	<b>155</b>

**JADUAL 4.4 : BILANGAN KELUARAN PENGHUNI TSH MENGIKUT KUMPULAN ETNIK DAN JANTINA, 2016**  
**Table 4.4 : Number of Release of TSH Inmates by Ethnic Group and Sex, 2016**

Institusi <i>Institution</i>	Lelaki / Male								Perempuan / Female								Jum <i>Total</i>
	Melayu	Cina	India	PSm	PSb	PSw	Lain-lain	Jum	Melayu	Cina	India	PSm	PSb	PSw	Lain-lain	Jum	
	<i>Malay</i>	<i>Chinese</i>	<i>Indian</i>	<i>PSm</i>	<i>PSb</i>	<i>PSw</i>	<i>Others</i>	<i>Total</i>	<i>Malay</i>	<i>Chinese</i>	<i>Indian</i>	<i>PSm</i>	<i>PSb</i>	<i>PSw</i>	<i>Others</i>	<i>Total</i>	
	(A)								(B)								(A+B)
TSH Jubli	0	0	0	0	0	0	0	0	24	8	8	0	0	0	0	40	40
TSH Tampoi	9	5	6	0	0	1	1	22	0	0	0	0	0	0	0	0	22
TSH Kuala Kubu Bharu	8	4	1	0	0	0	2	15	9	2	0	0	0	0	0	11	26
TSH Kuala Terengganu	5	0	0	0	0	0	0	5	5	2	0	1	0	0	1	9	14
TSH Seremban	16	3	1	0	0	0	0	20	6	1	0	0	0	0	0	7	27
TSH Cheras	1	0	0	0	0	0	0	1	4	0	1	0	0	0	0	5	6
TSH Jitra	5	1	2	0	0	0	0	8	2	0	3	0	0	0	0	5	13
<b>Jumlah / Total</b>	<b>44</b>	<b>13</b>	<b>10</b>	<b>0</b>	<b>0</b>	<b>1</b>	<b>3</b>	<b>71</b>	<b>50</b>	<b>13</b>	<b>12</b>	<b>1</b>	<b>0</b>	<b>0</b>	<b>1</b>	<b>77</b>	<b>148</b>





A large, light gray graphic of a stylized human figure is positioned in the background. The figure is composed of a circular head, a curved neck, and a large, sweeping body shape that suggests movement or a specific posture. The figure is centered and occupies most of the frame.

**5. PUSAT LATIHAN  
PERINDUSTRIAN  
DAN PEMULIHAN (PLPP)**

*Industrial and Rehabilitation  
Training Centre*

### JADUAL 5.1 : BILANGAN PELATIH PLPP MENGIKUT JANTINA, 2016

Table 5.1 : Number of PLPP Trainees by Sex, 2016

Institusi / Institution	Jantina / Gender	
	L / M	P / F
PLPP	27	17
<b>Jumlah / Total</b>	<b>27</b>	<b>17</b>
	<b>44</b>	

### JADUAL 5.2 : BILANGAN PELATIH PLPP MENGIKUT KUMPULAN ETNIK DAN JANTINA, 2016

Table 5.2 : Number of PLPP Trainees by Ethnic Group and Sex, 2016

Institusi Institution	Lelaki / Male								Perempuan / Female								Jum Total
	Melayu Malay	Cina Chinese	India Indian	PSm PSm	PSb PSb	PSw PSw	Lain-lain Others	Jum Total	Melayu Malay	Cina Chinese	India Indian	PSm PSm	PSb PSb	PSw PSw	Lain-lain Others	Jum Total	
	(A)								(B)								
PLPP	27	0	0	0	0	0	0	27	17	0	0	0	0	0	0	17	44
<b>Jumlah / Total</b>	<b>27</b>	<b>0</b>	<b>0</b>	<b>0</b>	<b>0</b>	<b>0</b>	<b>0</b>	<b>27</b>	<b>17</b>	<b>0</b>	<b>0</b>	<b>0</b>	<b>0</b>	<b>0</b>	<b>0</b>	<b>17</b>	<b>44</b>

### JADUAL 5.3 : BILANGAN KEMASUKAN DAN TAMAT LATIHAN PELATIH PLPP MENGIKUT KUMPULAN ETNIK DAN JANTINA, 2016

Table 5.3 : Number of Admission and Completed Training of PLPP Trainees by Ethnic Group and Sex, 2016

Institusi Institution	Lelaki / Male								Perempuan / Female								Jum Total
	Melayu Malay	Cina Chinese	India Indian	PSm PSm	PSb PSb	PSw PSw	Lain-lain Others	Jum Total	Melayu Malay	Cina Chinese	India Indian	PSm PSm	PSb PSb	PSw PSw	Lain-lain Others	Jum Total	
	(A)								(B)								
Kemasukan	72	1	1	0	0	0	1	75	47	0	1	0	0	0	0	48	123
Keluaran	45	1	1	0	0	0	1	48	30	0	1	0	0	0	0	31	79

A large, stylized grey graphic in the background depicts a person's head and shoulders. The head is a circle, and the shoulders are two curved shapes that meet at the top, forming a protective arch over the head. The entire graphic is rendered in a light grey tone against a white background.

# **6. BENGKEL TERLINDUNG (BD)**

*Shelter Workshop*

**JADUAL 6.1 : BILANGAN PENGHUNI BENGKEL TERLINDUNG MENGIKUT INSTITUSI DAN JANTINA, 2016**  
**Table 6.1 : Number of Shelter Workshop Inmates by Institution and Sex, 2016**

<b>Institusi / Institution</b>	<b>Jantina / Gender</b>	
	<b>L / M</b>	<b>P / F</b>
Bengkel Daya Klang	25	32
Bengkel Daya S. Petani	30	17
<b>Jumlah / Total</b>	<b>55</b>	<b>49</b>
		<b>104</b>

**JADUAL 6.2 : BILANGAN PENGHUNI BENGKEL TERLINDUNG MENGIKUT KUMPULAN ETNIK DAN JANTINA, 2016**  
**Table 6.2 : Number of Shelter Workshop Inmates by Ethnic Group and Sex, 2016**

<b>Institusi / Institution</b>	<b>Lelaki / Male</b>								<b>Perempuan / Female</b>								<b>Jum Total (A+B)</b>
	Melayu	Cina	India	PSm	PSb	PSw	Lain-lain	Jum	Melayu	Cina	India	PSm	PSb	PSw	Lain-lain	Jum	
	<i>Malay</i>	<i>Chinese</i>	<i>Indian</i>	<i>PSm</i>	<i>PSb</i>	<i>PSw</i>	<i>Others</i>	<i>Total</i>	<i>Malay</i>	<i>Chinese</i>	<i>Indian</i>	<i>PSm</i>	<i>PSb</i>	<i>PSw</i>	<i>Others</i>	<i>Total</i>	
	<b>(A)</b>								<b>(B)</b>								
Bengkel Daya Klang	24	1	0	0	0	0	0	25	31	0	1	0	0	0	0	32	57
Bengkel Daya S. Petani	28	0	2	0	0	0	0	30	17	0	0	0	0	0	0	17	47
<b>Jumlah / Total</b>	<b>52</b>	<b>1</b>	<b>2</b>	<b>0</b>	<b>0</b>	<b>0</b>	<b>0</b>	<b>55</b>	<b>48</b>	<b>0</b>	<b>1</b>	<b>0</b>	<b>0</b>	<b>0</b>	<b>0</b>	<b>49</b>	<b>104</b>

**JADUAL 6.3 : BILANGAN KEMASUKAN PENGHUNI BENGKEL TERLINDUNG MENGIKUT KUMPULAN ETNIK DAN JANTINA, 2016**

**Table 6.3 : Number of Admission of Shelter Workshop Inmates by Ethnic Group and Sex, 2016**

Institusi <i>Institution</i>	Lelaki / Male									Perempuan / Female									Jum <i>Total</i>
	Melayu	Cina	India	PSm	PSb	PSw	Lain-lain	Jum	Melayu	Cina	India	PSm	PSb	PSw	Lain-lain	Jum			
	<i>Malay</i>	<i>Chinese</i>	<i>Indian</i>	<i>PSm</i>	<i>PSb</i>	<i>PSw</i>	<i>Others</i>	<i>Total</i>	<i>Malay</i>	<i>Chinese</i>	<i>Indian</i>	<i>PSm</i>	<i>PSb</i>	<i>PSw</i>	<i>Others</i>	<i>Total</i>			
	(A)									(B)									(A+B)
Bengkel Daya Klang	11	1	0	0	0	0	0	12	8	0	0	0	0	0	0	8	20		
Bengkel Daya S. Petani	8	0	1	0	0	0	0	9	5	0	0	0	0	0	0	5	14		
<b>Jumlah / Total</b>	<b>19</b>	<b>1</b>	<b>1</b>	<b>0</b>	<b>0</b>	<b>0</b>	<b>0</b>	<b>21</b>	<b>13</b>	<b>0</b>	<b>0</b>	<b>0</b>	<b>0</b>	<b>0</b>	<b>0</b>	<b>13</b>	<b>34</b>		

**JADUAL 6.4 : BILANGAN KELUARAN PENGHUNI BENGKEL TERLINDUNG MENGIKUT KUMPULAN ETNIK DAN JANTINA, 2016**

**Table 6.4 : Number of Release of Shelter Workshop Inmates by Ethnic Group and Sex, 2016**

Institusi <i>Institution</i>	Lelaki / Male									Perempuan / Female									Jum <i>Total</i>
	Melayu	Cina	India	PSm	PSb	PSw	Lain-lain	Jum	Melayu	Cina	India	PSm	PSb	PSw	Lain-lain	Jum			
	<i>Malay</i>	<i>Chinese</i>	<i>Indian</i>	<i>PSm</i>	<i>PSb</i>	<i>PSw</i>	<i>Others</i>	<i>Total</i>	<i>Malay</i>	<i>Chinese</i>	<i>Indian</i>	<i>PSm</i>	<i>PSb</i>	<i>PSw</i>	<i>Others</i>	<i>Total</i>			
	(A)									(B)									(A+B)
Bengkel Daya Klang	9	1	0	0	0	0	0	10	9	0	0	0	0	0	0	9	19		
Bengkel Daya S. Petani	12	1	1	0	0	0	0	14	15	0	0	0	0	0	0	15	29		
<b>Jumlah / Total</b>	<b>21</b>	<b>2</b>	<b>1</b>	<b>0</b>	<b>0</b>	<b>0</b>	<b>0</b>	<b>24</b>	<b>24</b>	<b>0</b>	<b>0</b>	<b>0</b>	<b>0</b>	<b>0</b>	<b>0</b>	<b>24</b>	<b>48</b>		





# **7. DESA BINA DIRI (DBD)**

*Desa Bina Diri*

## JADUAL 7.1 : BILANGAN PENGHUNI DESA BINA DIRI MENGIKUT INSTITUSI DAN JANTINA, 2016

Table 7.1 : Number of DBD Inmates by Institution and Sex, 2016

Institusi / Institution	Jantina / Gender	
	L / M	P / F
Desa Bina Diri Kota Kinabalu	9	5
Desa Bina Diri Kuching	15	10
Desa Bina Diri Jerantut	358	0
Desa Bina Diri Mersing	265	300
Pusat Sehenti Bina Diri Sg. Buloh	42	16
<b>Jumlah / Total</b>	<b>689</b>	<b>331</b>
		<b>1,020</b>

## JADUAL 7.2 : BILANGAN PENGHUNI DESA BINA DIRI MENGIKUT KUMPULAN ETNIK DAN JANTINA, 2016

Table 7.2 : Number of DBD Inmates by Ethnic Group and Sex, 2016

Institusi Institution	Lelaki / Male								Perempuan / Female								
	Melayu	Cina	India	PSm	PSb	PSw	Lain-lain	Jum	Melayu	Cina	India	PSm	PSb	PSw	Lain-lain	Jum	Jum
	Malay	Chinese	Indian	PSm	PSb	PSw	Others	Total	Malay	Chinese	Indian	PSm	PSb	PSw	Others	Total	(A+B)
	(A)								(B)								(A+B)
Desa Bina Diri Kota Kinabalu	0	1	0	0	8	0	0	9	0	1	0	0	2	2	0	5	14
Desa Bina Diri Kuching	2	7	0	0	0	5	1	15	5	2	0	0	0	2	1	10	25
Desa Bina Diri Mersing	149	57	59	0	0	0	0	265	150	80	68	0	0	0	2	300	565
Desa Bina Diri Jerantut	176	91	89	0	0	0	2	358	0	0	0	0	0	0	0	0	358
Pusat Sehenti Bina Diri Sg. Buloh	18	9	15	0	0	0	0	42	7	4	4	1	0	0	0	16	58
<b>Jumlah / Total</b>	<b>345</b>	<b>165</b>	<b>163</b>	<b>0</b>	<b>8</b>	<b>5</b>	<b>3</b>	<b>689</b>	<b>162</b>	<b>87</b>	<b>72</b>	<b>1</b>	<b>2</b>	<b>4</b>	<b>3</b>	<b>331</b>	<b>1,020</b>



**JADUAL 7.3 : BILANGAN KEMASUKAN PENGHUNI DESA BINA DIRI MENGIKUT KUMPULAN ETNIK DAN JANTINA, 2016**

**Table 7.3 : Number of Admission of DBD Inmates by Ethnic Group and Sex, 2016**

Institusi <i>Institution</i>	Lelaki / Male								Perempuan / Female								Jum <i>Total</i>
	Melayu	Cina	India	PSm	PSb	PSw	Lain-lain	Jum	Melayu	Cina	India	PSm	PSb	PSw	Lain-lain	Jum	
	<i>Malay</i>	<i>Chinese</i>	<i>Indian</i>	<i>PSm</i>	<i>PSb</i>	<i>PSw</i>	<i>Others</i>	<i>Total</i>	<i>Malay</i>	<i>Chinese</i>	<i>Indian</i>	<i>PSm</i>	<i>PSb</i>	<i>PSw</i>	<i>Others</i>	<i>Total</i>	
	(A)								(B)								(A+B)
Desa Bina Diri Kota Kinabalu	0	3	1	0	16	0	0	<b>20</b>	0	3	0	0	7	3	0	<b>13</b>	<b>33</b>
Desa Bina Diri Kuching	1	9	0	0	0	4	1	<b>15</b>	4	1	0	0	0	2	0	<b>7</b>	<b>22</b>
Desa Bina Diri Mersing	13	12	8	0	0	0	0	<b>33</b>	13	2	3	0	0	0	0	<b>18</b>	<b>51</b>
Desa Bina Diri Jerantut	51	12	26	0	0	0	1	<b>90</b>	0	0	0	0	0	0	0	<b>0</b>	<b>90</b>
Pusat Sehenti Bina Diri Sg. Buloh	76	36	43	0	2	1	5	<b>163</b>	22	16	11	1	0	0	1	<b>51</b>	<b>214</b>
<b>Jumlah / Total</b>	<b>141</b>	<b>72</b>	<b>78</b>	<b>0</b>	<b>18</b>	<b>5</b>	<b>7</b>	<b>321</b>	<b>39</b>	<b>22</b>	<b>14</b>	<b>1</b>	<b>7</b>	<b>5</b>	<b>1</b>	<b>89</b>	<b>410</b>

**JADUAL 7.4 : BILANGAN KELUARAN PENGHUNI DESA BINA DIRI MENGIKUT KUMPULAN ETNIK DAN JANTINA, 2016**  
**Table 7.4 : Number of Release of DBD Inmates by Ethnic Group and Sex, 2016**

Institusi <i>Institution</i>	Lelaki / Male								Perempuan / Female								Jum <i>Total</i>
	Melayu	Cina	India	PSm	PSb	PSw	Lain-lain	Jum	Melayu	Cina	India	PSm	PSb	PSw	Lain-lain	Jum	
	<i>Malay</i>	<i>Chinese</i>	<i>Indian</i>	<i>PSm</i>	<i>PSb</i>	<i>PSw</i>	<i>Others</i>	<i>Total</i>	<i>Malay</i>	<i>Chinese</i>	<i>Indian</i>	<i>PSm</i>	<i>PSb</i>	<i>PSw</i>	<i>Others</i>	<i>Total</i>	
	(A)								(B)								(A+B)
Desa Bina Diri Kota Kinabalu	0	12	2	1	41	0	0	<b>56</b>	0	6	0	0	12	1	1	<b>20</b>	<b>76</b>
Desa Bina Diri Kuching	2	0	0	0	0	3	0	<b>5</b>	3	0	0	0	0	0	0	<b>3</b>	<b>8</b>
Desa Bina Diri Mersing	15	7	9	0	0	0	0	<b>31</b>	32	7	7	0	0	0	0	<b>46</b>	<b>77</b>
Desa Bina Diri Jerantut	60	20	26	0	0	0	1	<b>107</b>	0	0	0	0	0	0	0	<b>0</b>	<b>107</b>
Pusat Sehenti Bina Diri Sq. Buloh	70	34	35	0	2	1	5	<b>147</b>	22	12	11	0	1	0	1	<b>47</b>	<b>194</b>
<b>Jumlah / Total</b>	<b>147</b>	<b>73</b>	<b>72</b>	<b>1</b>	<b>43</b>	<b>4</b>	<b>6</b>	<b>346</b>	<b>57</b>	<b>25</b>	<b>18</b>	<b>0</b>	<b>13</b>	<b>1</b>	<b>2</b>	<b>116</b>	<b>462</b>

A large, stylized grey graphic in the background depicts the head and shoulders of a person. The head is a circle, and the shoulders are represented by two large, curved shapes that meet at the neck. The overall style is minimalist and modern.

## **8. RUMAH KANAK-KANAK (RKK)**

*Children's Home*

**JADUAL 8.1 : BILANGAN PENGHUNI RKK MENGIKUT INSTITUSI DAN JANTINA, 2016**  
**Table 8.1 : Number of Children's Home Inmates by Institution and Sex, 2016**

<b>Institusi / Institution</b>	<b>Jantina / Gender</b>	
	<b>L / M</b>	<b>P / F</b>
RKK Cheras	102	48
RKK Kuala Kangsar	75	47
RBL Melaka	69	0
PPKK Serendah	69	0
RKK Taman Bakti	73	50
RKK Kuantan	0	0
RKK Penor	55	98
RKK Kota Kinabalu	40	51
RKK Arau	0	58
RKK Kuching	31	64
RKK Rembau	0	108
RP Kanak-Kanak Johor	13	11
RKK Mini Kelantan	13	23
RKK Mini Johor	0	26
RP Kanak-Kanak Rembau	0	42
<b>Jumlah / Total</b>	<b>540</b>	<b>626</b>
		<b>1,166</b>

**JADUAL 8.2 : BILANGAN PENGHUNI RKK MENGIKUT KUMPULAN ETNIK DAN JANTINA, 2016**  
**Table 8.2 : Number of Children's Home Inmates by Ethnic Group and Sex, 2016**

Institusi <i>Institution</i>	Lelaki / Male								Perempuan / Female								Jumlah / Total <i>Total</i>	
	Melayu	Cina	India	PSm	PSb	PSw	Lain-lain	Jumlah	Melayu	Cina	India	PSm	PSb	PSw	Lain-lain	Jumlah		Jumlah <i>Total</i>
	<i>Malay</i>	<i>Chinese</i>	<i>Indian</i>	<i>PSm</i>	<i>PSb</i>	<i>PSw</i>	<i>Others</i>	<i>Total</i>	<i>Malay</i>	<i>Chinese</i>	<i>Indian</i>	<i>PSm</i>	<i>PSb</i>	<i>PSw</i>	<i>Others</i>	<i>Total</i>		
RKK Cheras	64	1	14	0	0	0	23	<b>102</b>	20	0	8	0	0	5	15	<b>48</b>	<b>150</b>	
RKK Kuala Kangsar	41	7	7	0	0	0	20	<b>75</b>	35	2	8	0	0	0	2	<b>47</b>	<b>122</b>	
RBL Melaka	50	5	5	3	0	0	6	<b>69</b>	0	0	0	0	0	0	0	<b>0</b>	<b>69</b>	
PPPK Serendah	40	6	10	0	1	0	12	<b>69</b>	0	0	0	0	0	0	0	<b>0</b>	<b>69</b>	
RKK Taman Bakti	43	2	5	0	0	0	23	<b>73</b>	24	0	3	0	0	0	23	<b>50</b>	<b>123</b>	
RKK Kuantan	0	0	0	0	0	0	0	<b>0</b>	0	0	0	0	0	0	0	<b>0</b>	<b>0</b>	
RKK Penor	38	2	7	1	1	1	5	<b>55</b>	60	1	16	0	0	2	19	<b>98</b>	<b>153</b>	
RKK Kota Kinabalu	1	1	0	0	18	0	20	<b>40</b>	3	2	0	0	29	0	17	<b>51</b>	<b>91</b>	
RKK Arau	0	0	0	0	0	0	0	<b>0</b>	46	0	8	0	0	0	4	<b>58</b>	<b>58</b>	
RKK Kuching	7	6	0	0	0	15	3	<b>31</b>	10	14	0	0	0	32	8	<b>64</b>	<b>95</b>	
RKK Rembau	0	0	0	0	0	0	0	<b>0</b>	82	4	19	0	0	0	3	<b>108</b>	<b>108</b>	
RP Kanak-Kanak Johor	9	1	2	0	0	0	1	<b>13</b>	7	3	1	0	0	0	0	<b>11</b>	<b>24</b>	
RKK Mini Kelantan	13	0	0	0	0	0	0	<b>13</b>	21	0	2	0	0	0	0	<b>23</b>	<b>36</b>	
RKK Mini Johor	0	0	0	0	0	0	0	<b>0</b>	15	3	2	0	0	1	5	<b>26</b>	<b>26</b>	
RP Kanak-Kanak Rembau	0	0	0	0	0	0	0	<b>0</b>	17	2	1	0	0	1	21	<b>42</b>	<b>42</b>	
<b>Jumlah / Total</b>	<b>306</b>	<b>31</b>	<b>50</b>	<b>4</b>	<b>20</b>	<b>16</b>	<b>113</b>	<b>540</b>	<b>340</b>	<b>31</b>	<b>68</b>	<b>0</b>	<b>29</b>	<b>41</b>	<b>117</b>	<b>626</b>	<b>1,166</b>	

**JADUAL 8.3 : BILANGAN KEMASUKAN PENGHUNI RKK MENGIKUT KUMPULAN ETNIK DAN JANTINA, 2016**  
**Table 8.3 : Number of Admission of Children's Home Inmates by Ethnic Group and Sex, 2016**

Institusi <i>Institution</i>	Lelaki / Male								Perempuan / Female								Jum <i>Total</i>
	Melayu	Cina	India	PSm	PSb	PSw	Lain-lain	Jum	Melayu	Cina	India	PSm	PSb	PSw	Lain-lain	Jum	
	<i>Malay</i>	<i>Chinese</i>	<i>Indian</i>	<i>PSm</i>	<i>PSb</i>	<i>PSw</i>	<i>Others</i>	<i>Total</i>	<i>Malay</i>	<i>Chinese</i>	<i>Indian</i>	<i>PSm</i>	<i>PSb</i>	<i>PSw</i>	<i>Others</i>	<i>Total</i>	
	(A)								(B)								(A+B)
RKK Cheras	62	5	6	0	0	0	18	91	75	7	24	0	0	5	21	132	223
RKK Kuala Kangsar	18	4	7	0	0	0	6	35	24	2	10	0	0	0	2	38	73
RBL Melaka	49	6	5	3	0	0	12	75	0	0	0	0	0	0	0	0	75
PPPK Serendah	16	0	4	0	0	0	6	26	0	0	0	0	0	0	0	0	26
RKK Taman Bakti	28	3	6	0	0	0	11	48	18	1	3	0	0	0	14	36	84
RKK Kuantan	0	0	0	0	0	0	0	0	0	0	0	0	0	0	0	0	0
RKK Penor	30	2	5	0	0	0	5	42	34	2	4	0	0	0	13	53	95
RKK Kota Kinabalu	1	3	0	0	9	0	7	20	5	2	0	0	20	0	11	38	58
RKK Arau	0	0	0	0	0	0	0	0	22	0	5	0	0	0	3	30	30
RKK Kuching	5	4	0	0	0	5	4	18	4	5	0	0	0	14	9	32	50
RKK Rembau	0	0	0	0	0	0	0	0	56	3	14	0	0	0	1	74	74
RP Kanak-Kanak Johor	42	6	6	0	0	0	9	63	51	10	7	0	0	0	7	75	138
RKK Mini Kelantan	7	0	0	0	0	0	0	7	13	0	0	0	0	0	0	13	20
RKK Mini Johor	0	0	0	0	0	0	0	0	11	3	4	1	0	1	2	22	22
RP Kanak-Kanak Rembau	0	0	0	0	0	0	0	0	20	2	3	0	0	1	63	89	89
<b>Jumlah / Total</b>	<b>258</b>	<b>33</b>	<b>39</b>	<b>3</b>	<b>9</b>	<b>5</b>	<b>78</b>	<b>425</b>	<b>333</b>	<b>37</b>	<b>74</b>	<b>1</b>	<b>20</b>	<b>21</b>	<b>146</b>	<b>632</b>	<b>1,057</b>

**JADUAL 8.4 : BILANGAN KELUARAN PENGHUNI RKK MENGIKUT KUMPULAN ETNIK DAN JANTINA, 2016**  
**Table 8.3 : Number of Release of Children's Home Inmates by Ethnic Group and Sex, 2016**

Institusi <i>Institution</i>	Lelaki / Male									Perempuan / Female									Jum <i>Total</i>
	Melayu	Cina	India	PSm	PSb	PSw	Lain-lain	Jum	Melayu	Cina	India	PSm	PSb	PSw	Lain-lain	Jum			
	<i>Malay</i>	<i>Chinese</i>	<i>Indian</i>	<i>PSm</i>	<i>PSb</i>	<i>PSw</i>	<i>Others</i>	<i>Total</i>	<i>Malay</i>	<i>Chinese</i>	<i>Indian</i>	<i>PSm</i>	<i>PSb</i>	<i>PSw</i>	<i>Others</i>	<i>Total</i>	<i>(A)</i>	<i>(B)</i>	
RKK Cheras	70	5	8	0	0	0	18	<b>101</b>	92	8	31	0	0	0	18	<b>149</b>	<b>250</b>		
RKK Kuala Kangsar	28	2	13	0	0	0	9	<b>52</b>	34	1	13	0	0	0	9	<b>57</b>	<b>109</b>		
RBL Melaka	30	5	2	0	0	0	9	<b>46</b>	0	0	0	0	0	0	0	<b>0</b>	<b>46</b>		
PPPK Serendah	44	3	11	0	4	0	8	<b>70</b>	0	0	0	0	0	0	0	<b>0</b>	<b>70</b>		
RKK Taman Bakti	37	1	5	0	0	0	7	<b>50</b>	21	3	10	0	0	0	8	<b>42</b>	<b>92</b>		
RKK Kuantan	0	0	0	0	0	0	0	<b>0</b>	0	0	0	0	0	0	0	<b>0</b>	<b>0</b>		
RKK Penor	25	1	2	0	0	0	6	<b>34</b>	37	2	2	1	0	0	0	<b>42</b>	<b>76</b>		
RKK Kota Kinabalu	1	4	2	0	10	0	9	<b>26</b>	2	2	2	0	9	0	10	<b>25</b>	<b>51</b>		
RKK Arau	0	0	0	0	0	0	0	<b>0</b>	32	1	9	0	0	0	1	<b>43</b>	<b>43</b>		
RKK Kuching	5	0	0	0	0	6	3	<b>14</b>	11	4	0	0	0	11	4	<b>30</b>	<b>44</b>		
RKK Rembau	0	0	0	0	0	0	0	<b>0</b>	48	3	9	0	0	0	1	<b>61</b>	<b>61</b>		
RP Kanak-Kanak Johor	43	6	4	0	0	0	11	<b>64</b>	55	8	6	0	0	0	15	<b>84</b>	<b>148</b>		
RKK Mini Kelantan	7	0	0	0	0	0	0	<b>7</b>	6	0	0	0	0	0	0	<b>6</b>	<b>13</b>		
RKK Mini Johor	0	0	0	0	0	0	0	<b>0</b>	7	2	5	1	0	0	5	<b>20</b>	<b>20</b>		
RP Kanak-Kanak Rembau	0	0	0	0	0	0	0	<b>0</b>	4	0	3	0	1	0	57	<b>65</b>	<b>65</b>		
<b>Jumlah / Total</b>	<b>290</b>	<b>27</b>	<b>47</b>	<b>0</b>	<b>14</b>	<b>6</b>	<b>80</b>	<b>464</b>	<b>349</b>	<b>34</b>	<b>90</b>	<b>2</b>	<b>10</b>	<b>11</b>	<b>128</b>	<b>624</b>	<b>1,088</b>		







# **9. RUMAH SERI KENANGAN (RSK)**

*Rumah Seri Kenangan*

**JADUAL 9.1 : BILANGAN PENGHUNI RSK MENGIKUT INSTITUSI DAN JANTINA, 2016****Table 9.1 : Number of RSK Inmates by Institution and Sex, 2016**

<b>Institusi / Institution</b>	<b>Jantina / Gender</b>	
	<b>L / M</b>	<b>P / F</b>
RSK Bedong	181	80
RSK Cheng	87	75
RSK Cheras	98	81
RSK Pengkalan Chepa	51	52
RSK Johor Bahru	234	120
RSK Kangar	54	62
RSK Seremban	0	0
RSK Taiping	102	69
RSK Tanjung Rambutan	155	85
<b>Jumlah / Total</b>	<b>962</b>	<b>624</b>
		<b>1,586</b>

**JADUAL 9.2 : BILANGAN PENGHUNI RSK MENGIKUT KUMPULAN ETNIK DAN JANTINA, 2016**  
**Table 9.2 : Number of RSK Inmates by Ethnic Group and Sex, 2016**

Institusi <i>Institution</i>	Lelaki / Male								Perempuan / Female								Jum <i>Total</i>
	Melayu	Cina	India	PSm	PSb	PSw	Lain-lain	Jum	Melayu	Cina	India	PSm	PSb	PSw	Lain-lain	Jum	
	<i>Malay</i>	<i>Chinese</i>	<i>Indian</i>	<i>PSm</i>	<i>PSb</i>	<i>PSw</i>	<i>Others</i>	<i>Total</i>	<i>Malay</i>	<i>Chinese</i>	<i>Indian</i>	<i>PSm</i>	<i>PSb</i>	<i>PSw</i>	<i>Others</i>	<i>Total</i>	
	(A)								(B)								(A+B)
RSK Bedong	81	56	44	0	0	0	0	181	44	23	12	0	0	0	1	80	261
RSK Cheng	54	20	12	1	0	0	0	87	48	16	11	0	0	0	0	75	162
RSK Cheras	57	24	15	0	1	0	1	98	56	13	11	0	0	0	1	81	179
RSK Pengkalan Chepa	35	12	3	1	0	0	0	51	44	5	3	0	0	0	0	52	103
RSK Johor Bahru	106	84	41	0	0	0	3	234	68	27	24	0	0	0	1	120	354
RSK Kangar	26	20	8	0	0	0	0	54	43	6	12	0	0	0	1	62	116
RSK Seremban	0	0	0	0	0	0	0	0	0	0	0	0	0	0	0	0	0
RSK Taiping	32	46	22	0	0	0	2	102	37	20	11	0	0	0	1	69	171
RSK Tanjung Rambutan	60	59	34	0	0	0	2	155	32	33	18	0	0	0	2	85	240
<b>Jumlah / Total</b>	<b>451</b>	<b>321</b>	<b>179</b>	<b>2</b>	<b>1</b>	<b>0</b>	<b>8</b>	<b>962</b>	<b>372</b>	<b>143</b>	<b>102</b>	<b>0</b>	<b>0</b>	<b>0</b>	<b>7</b>	<b>624</b>	<b>1,586</b>

**JADUAL 9.3 : BILANGAN KEMASUKAN PENGHUNI RSK MENGIKUT KUMPULAN ETNIK DAN JANTINA, 2016**  
**Table 9.3 : Number of Admission of RSK Inmates by Ethnic Group and Sex, 2016**

Institusi <i>Institution</i>	Lelaki / Male								Perempuan / Female								Jum <i>Total</i> (A+B)
	Melayu	Cina	India	PSm	PSb	PSw	Lain-lain	Jum	Melayu	Cina	India	PSm	PSb	PSw	Lain-lain	Jum	
	<i>Malay</i>	<i>Chinese</i>	<i>Indian</i>	<i>PSm</i>	<i>PSb</i>	<i>PSw</i>	<i>Others</i>	<i>Total</i>	<i>Malay</i>	<i>Chinese</i>	<i>Indian</i>	<i>PSm</i>	<i>PSb</i>	<i>PSw</i>	<i>Others</i>	<i>Total</i>	
RSK Bedong	46	30	27	0	0	0	0	<b>103</b>	18	5	6	0	0	0	1	<b>30</b>	<b>133</b>
RSK Cheng	15	2	1	0	0	0	0	<b>18</b>	12	2	1	0	0	0	0	<b>15</b>	<b>33</b>
RSK Cheras	12	6	2	0	0	0	0	<b>20</b>	14	3	1	0	0	0	0	<b>18</b>	<b>38</b>
RSK Pengkalan Chepa	15	0	0	0	0	0	0	<b>15</b>	12	0	0	0	0	0	0	<b>12</b>	<b>27</b>
RSK Johor Bahru	72	45	41	1	0	1	20	<b>180</b>	43	12	9	0	0	0	10	<b>74</b>	<b>254</b>
RSK Kangar	5	4	1	0	0	0	0	<b>10</b>	13	0	2	0	0	0	0	<b>15</b>	<b>25</b>
RSK Seremban	0	0	0	0	0	0	0	<b>0</b>	0	0	0	0	0	0	0	<b>0</b>	<b>0</b>
RSK Taiping	10	10	6	0	0	0	0	<b>26</b>	6	3	2	0	0	0	1	<b>12</b>	<b>38</b>
RSK Tanjung Rambutan	17	14	7	0	0	0	0	<b>38</b>	9	4	11	0	0	0	1	<b>25</b>	<b>63</b>
<b>Jumlah / Total</b>	<b>192</b>	<b>111</b>	<b>85</b>	<b>1</b>	<b>0</b>	<b>1</b>	<b>20</b>	<b>410</b>	<b>127</b>	<b>29</b>	<b>32</b>	<b>0</b>	<b>0</b>	<b>0</b>	<b>13</b>	<b>201</b>	<b>611</b>

**JADUAL 9.4 : BILANGAN KELUARAN PENGHUNI RSK MENGIKUT KUMPULAN ETNIK DAN JANTINA, 2016**  
**Table 9.4 : Number of Release of RSK Inmates by Ethnic Group and Sex, 2016**

Institusi <i>Institution</i>	Lelaki / Male								Perempuan / Female								Jum <i>Total</i>
	Melayu	Cina	India	PSm	PSb	PSw	Lain-lain	Jum	Melayu	Cina	India	PSm	PSb	PSw	Lain-lain	Jum	
	<i>Malay</i>	<i>Chinese</i>	<i>Indian</i>	<i>PSm</i>	<i>PSb</i>	<i>PSw</i>	<i>Others</i>	<i>Total</i>	<i>Malay</i>	<i>Chinese</i>	<i>Indian</i>	<i>PSm</i>	<i>PSb</i>	<i>PSw</i>	<i>Others</i>	<i>Total</i>	
	(A)								(B)								(A+B)
RSK Bedong	48	26	31	0	0	0	0	105	24	6	10	0	0	0	0	40	145
RSK Cheng	7	4	3	0	0	0	0	14	9	1	2	0	0	0	0	12	26
RSK Cheras	9	10	4	0	1	0	0	24	13	5	2	0	0	0	0	20	44
RSK Pengkalan Chepa	23	5	1	0	0	0	0	29	12	3	0	0	0	0	0	15	44
RSK Johor Bahru	64	45	40	1	0	1	17	168	27	10	8	0	0	0	15	60	228
RSK Kangar	8	6	3	0	0	0	1	18	10	4	3	0	0	0	2	19	37
RSK Seremban	0	0	0	0	0	0	0	0	0	0	0	0	0	0	0	0	0
RSK Taiping	11	5	4	0	0	0	0	20	7	2	3	0	0	0	0	12	32
RSK Tanjung Rambutan	14	18	12	0	0	0	1	45	3	2	5	0	0	0	1	11	56
<b>Jumlah / Total</b>	<b>184</b>	<b>119</b>	<b>98</b>	<b>1</b>	<b>1</b>	<b>1</b>	<b>19</b>	<b>423</b>	<b>105</b>	<b>33</b>	<b>33</b>	<b>0</b>	<b>0</b>	<b>0</b>	<b>18</b>	<b>189</b>	<b>612</b>



A large, stylized grey graphic of a person's head and shoulders, rendered in a minimalist, rounded style. The head is a circle, and the shoulders are broad, sweeping curves that frame the central text.

# **10. RUMAH EHSAN (RE)**

*Rumah Ehsan*

### JADUAL 10.1 : BILANGAN PENGHUNI RUMAH EHSAN MENGIKUT INSTITUSI DAN JANTINA, 2016

Table 10.1 : Number of RE Inmates by Institution and Sex, 2016

Institusi / Institution	Jantina / Gender	
	L / M	P / F
Rumah Ehsan Kuala Kubu Bharu	60	57
Rumah Ehsan Dungun	49	47
<b>Jumlah / Total</b>	<b>109</b>	<b>104</b>
	<b>213</b>	

### JADUAL 10.2 : BILANGAN PENGHUNI RUMAH EHSAN MENGIKUT KUMPULAN ETNIK DAN JANTINA, 2016

Table 10.2 : Number of RE Inmates by Ethnic Group and Sex, 2016

Institusi Institution	Lelaki / Male								Perempuan / Female								Jum Total
	Melayu	Cina	India	PSm	PSb	PSw	Lain-lain	Jum	Melayu	Cina	India	PSm	PSb	PSw	Lain-lain	Jum	
	Malay	Chinese	Indian	PSm	PSb	PSw	Others	Total	Malay	Chinese	Indian	PSm	PSb	PSw	Others	Total	
	(A)								(B)								(A+B)
Rumah Ehsan Kuala Kubu Bharu	28	21	9	0	0	0	2	60	38	11	8	0	0	0	0	57	117
Rumah Ehsan Dungun	33	7	7	0	0	0	2	49	41	3	3	0	0	0	0	47	96
<b>Jumlah / Total</b>	<b>61</b>	<b>28</b>	<b>16</b>	<b>0</b>	<b>0</b>	<b>0</b>	<b>4</b>	<b>109</b>	<b>79</b>	<b>14</b>	<b>11</b>	<b>0</b>	<b>0</b>	<b>0</b>	<b>0</b>	<b>104</b>	<b>213</b>



**JADUAL 10.3 : BILANGAN KEMASUKAN PENGHUNI RUMAH EHSAN MENGIKUT KUMPULAN ETNIK DAN JANTINA, 2016**

*Table 10.3 : Number of Admission of RE Inmates by Ethnic Group and Sex, 2016*

Institusi <i>Institution</i>	Lelaki / Male									Perempuan / Female									Jum <i>Total</i>
	Melayu	Cina	India	PSm	PSb	PSw	Lain-lain	Jum	Melayu	Cina	India	PSm	PSb	PSw	Lain-lain	Jum			
	<i>Malay</i>	<i>Chinese</i>	<i>Indian</i>	<i>PSm</i>	<i>PSb</i>	<i>PSw</i>	<i>Others</i>	<i>Total</i>	<i>Malay</i>	<i>Chinese</i>	<i>Indian</i>	<i>PSm</i>	<i>PSb</i>	<i>PSw</i>	<i>Others</i>	<i>Total</i>			
	(A)									(B)									(A+B)
Rumah Ehsan Kuala Kubu Bharu	8	3	2	0	0	0	0	13	6	1	0	0	0	0	0	7	20		
Rumah Ehsan Dungun	11	3	3	0	0	0	1	18	9	2	0	0	0	0	0	11	29		
<b>Jumlah / Total</b>	<b>19</b>	<b>6</b>	<b>5</b>	<b>0</b>	<b>0</b>	<b>0</b>	<b>1</b>	<b>31</b>	<b>15</b>	<b>3</b>	<b>0</b>	<b>0</b>	<b>0</b>	<b>0</b>	<b>0</b>	<b>18</b>	<b>49</b>		

**JADUAL 10.4 : BILANGAN KELUARAN PENGHUNI RUMAH EHSAN MENGIKUT KUMPULAN ETNIK DAN JANTINA, 2016**

*Table 10.4 : Number of Release of RE Inmates by Ethnic Group and Sex, 2016*

Institusi <i>Institution</i>	Lelaki / Male									Perempuan / Female									Jum <i>Total</i>
	Melayu	Cina	India	PSm	PSb	PSw	Lain-lain	Jum	Melayu	Cina	India	PSm	PSb	PSw	Lain-lain	Jum			
	<i>Malay</i>	<i>Chinese</i>	<i>Indian</i>	<i>PSm</i>	<i>PSb</i>	<i>PSw</i>	<i>Others</i>	<i>Total</i>	<i>Malay</i>	<i>Chinese</i>	<i>Indian</i>	<i>PSm</i>	<i>PSb</i>	<i>PSw</i>	<i>Others</i>	<i>Total</i>			
	(A)									(B)									(A+B)
Rumah Ehsan Kuala Kubu Bharu	4	3	2	0	0	0	0	9	9	1	1	0	0	0	0	11	20		
Rumah Ehsan Dungun	13	4	0	0	0	0	0	17	14	2	0	0	0	0	0	16	33		
<b>Jumlah / Total</b>	<b>17</b>	<b>7</b>	<b>2</b>	<b>0</b>	<b>0</b>	<b>0</b>	<b>0</b>	<b>26</b>	<b>23</b>	<b>3</b>	<b>1</b>	<b>0</b>	<b>0</b>	<b>0</b>	<b>0</b>	<b>27</b>	<b>53</b>		